



UT MARTIN

2007 FOOTBALL

Athletic Communications
 JOE LOFARO
 P: 731.881.7632
 F: 731.881.7624
 C: 731.514.2905
 jlofaro@utm.edu

THE UNIVERSITY OF TENNESSEE AT MARTIN ATHLETIC COMMUNICATIONS
 1022 Elam Center, Mount Pelia Road, Martin, Tenn. 38238

GAME 9



SOUTHEAST MISSOURI (2-5, 0-4)
 at
UT MARTIN (1-7, 1-4)

LOCATION: Martin, Tenn.
STADIUM: Hardy M. Graham Stadium (7,500)
TIME: Noon (CT)
TELEVISION: WLJT-TV Channel 11 (tape delayed at 9 p.m. Saturday and 3 p.m., Sunday).
VIDEO STREAMING: OVCsports.TV
RADIO: WCMT-FM (101.3) Tom Britt (play-by-play) and Chris Brinkley (color).

THE SERIES

Today's matchup marks the 25th meeting between UT Martin and Southeast Missouri State. SEMO leads the all-time series 14-11. UT Martin won last year's game 28-14. The contest was played at Cape Girardeau.

THE COACHES

Southeast Missouri: Tony Samuel (Nebraska, 81)
Record at school: 6-12 (2nd season)
Overall: 40-69 (10th season)

UT Martin: Jason Simpson (Southern Miss, '95)
Record at school: 10-10 (2nd season)
Overall: same

SOUTHEAST MISSOURI AT UT MARTIN

UT Martin head coach Jason Simpson and his Skyhawks are faced with a unique challenge Saturday when they host Southeast Missouri State at Hardy M. Graham Stadium, Kickoff is set for noon.

The visiting Redhawks sport the Ohio Valley Conference's top rushing offense and the nation's 21st best rushing team. However, it's not the Redhawks' running prowess that has Simpson and the Skyhawks working overtime this week, it's the defensive alignment of the Redhawks that presents the biggest challenge.

The Redhawks use four-down linemen, but Simpson says "it's unorthodox because it's unstacked."

"You never know how they are going to lineup and that tends to cause some problems," Simpson said. "Defensively they are very physical. They also have a linebacker (Adam Casper) who I think is the best in the OVC. He runs down hill like our fullback Marcus Dawson."

Casper leads the Redhawks with 74 total tackles. He has 37 solo and 37 assisted tackles. He also has 3.5 tackles for a loss and three forced fumbles.

Redhawks head coach Tony Samuel said his defense will have to be prepared to stop both the running and passing games of the Skyhawks.

"They have been able to run the ball with (Don)

Chapman, and now they are able to throw the ball," Samuel said. "The reason they can move the ball by throwing it is because people are trying to take the run away from them."

Last week against Eastern Illinois, Don Chapman had 22 carries for 140 yards and a touchdown to pace the Skyhawks' running game. The Skyhawks had 169 yards of rushing and 204 yards of passing. Sophomore quarterback Dexter Anoka completed 12-of-16 passes for 91 yards, while sophomore Cade Thompson completed 9-of-11 passes for 113 yards.

While Simpson and the Skyhawks appear to have the offense on the right track this season, the Skyhawk defense must focus on the Redhawks' running attack.

Freshman Mike Jones leads the Redhawk rushing attack. The Paducah native rushed for 13 times for 131 yards in his second career start.

"I admire what they do offensively," Simpson said. "They are a quality football team. They have a quality quarterback and a good running back. We are going to have to stop the run if we want to win."

The Skyhawks are seeking their second conference win, while Southeast Missouri is still looking for its first OVC victory of the season.

SOUTHEAST MISSOURI SCHEDULE

Date	Opponent	Time/Result
Aug. 30	at Cincinnati	L, 59-3
Sept. 8	Southwest Baptist	W, 38-17
Sept. 15	Indiana State	W, 13-10
Sept. 22	at Samford	L, 24-21
Sept. 29	Eastern Illinois	L, 31-16
Oct. 13	at Eastern Kentucky	L, 44-17
Oct. 20	Murray State	L, 31-17
Oct. 27	at UT Martin	Noon
Nov. 3	Austin Peay	
Nov. 10	at Missouri State	
Nov. 17	Jacksonville State	

UT MARTIN SCHEDULE

Date	Opponent	Time	Media Coverage	Series/Notes
Sept. 1	at Southern Miss	L, 35-13		UT Martin takes a 6-0 lead early
Sept. 6	Missouri State(Thurs.)	L, 51-44		Don Chapman rushes for 111 yards
Sept. 15	at Central Arkansas	L, 48-34		Don Chapman sets school career rushing record
Sept. 22	at Austin Peay*	L, 17-14		Skyhawks give up 17 unanswered points
Sept. 27	Tennessee Tech* (Thurs.)	L, 13-10		Jessie Burton returns opening kickoff 90 yards for TD
Oct. 4	at Jacksonville State* (Thurs.)	L, 27-24		Burton catches 4 passes for 192 yds and 2 TDs.
Oct. 13	Samford* (Homecoming)	W, 31-21		Dexter Anoka scores two TDs, throws for a third.
Oct. 20	at Eastern Illinois*	L, 29-23		Skyhawks run out of time on EIU 1-yard line.
Oct. 27	Southeast Missouri*	TBA	Radio/WLJT-TV	SEMO leads 14-11
Nov. 10	Murray State*	TBA	Radio/WLJT-TV	MSU leads 40-13-2
Nov. 17	at Tennessee State*	12:30 p.m.	Radio	TSU leads 12-4

All Times Central *Ohio Valley Conference game

Tracking UT Martin's Opponents



Southern Miss (C-USA)

Last Week: Defeated Marshall, 33-24

This Week: UCF (10/28)

Next Week: @UAB (11/3)



Missouri State (Gateway)

Last Week: Lost to Southern Illinois, 45-10

This Week: at Indiana State (10/27)

Next Week: Northern Iowa (11/3)



Central Arkansas (Southland)

Last Week: Defeated SE Louisiana, 37-33

This Week: Nicholls State (10/27)

Next Week: South Dakota State (11/3)



Austin Peay (5-3, 3-2 OVC)

Last Week: Defeated Samford, 28-25

This Week: Open

Next Week: @ Southeast Missouri State



Tennessee Tech (4-4, 2-4 OVC)

Last Week: Lost to Jax State, 38-10

This Week: Samford (10/27)

Next Week: at Auburn (11/3)



Jacksonville State (5-3, 4-1 OVC)

Last Week: Defeated Tennessee Tech, 38-10

This Week: Open

Next Week: @ Samford



Samford (3-4, 1-3 OVC)

Last Week: Lost to Austin Peay, 28-25

This Week: @ Tennessee Tech (10/27)

Next Week: Jax State (11/3)



Eastern Illinois (5-3, 4-1 OVC)

Last Week: Defeated UT Martin, 29-23

This Week: at Tennessee State (10/27)

Next Week: Open



Southeast Missouri (2-5, 0-4 OVC)

Last Week: Lost to Murray State, 31-17

This Week: at UT Martin (10/27)

Next Week: Austin Peay (11/3)



Murray State (2-5, 1-3 OVC)

Last Week: Defeated SE Missouri, 31-17

This Week: Eastern Kentucky (10/27)

Next Week: @ Tennessee State (11/3)



Tennessee State (3-4, 2-1 OVC)

Last Week: Lost to Eastern Kentucky, 49-7

This Week: Eastern Illinois (10/27)

Next Week: Murray State (11/3)

THE TWO-MINUTE DRILL

Chapman feasts against Southeast Missouri State

UT Martin running back Don Chapman has enjoyed his three previous meetings against Southeast Missouri State. Chapman has rushed for 604 yards and seven touchdowns on 112 carries against Southeast Missouri State. He rushed for a school record 272 yards and a touchdown against Southeast Missouri State as a freshman. In last year's game in Cape Girardeau, Chapman had 36 carries for 225 yards and three touchdowns. Chapman has rushed for more than 200 yards six times in his career, two of those six times were against Southeast Missouri State.

Back-to-back wins in Hawk fight

UT Martin has won the last two meetings against the Southeast Missouri State Redhawks and sports a 7-7 record against SEMO at Hardy M. Graham Stadium. Southeast Missouri State leads the all-time series against UT Martin 14-11.

Juice likes SEMO

UT Martin senior kickoff return specialist Jessie "Juice" Burton has three career kickoff returns for touchdowns. Burton returned a kick 100 yards for a touchdown against Southeast Missouri State last year in Cape Girardeau. Burton's other two returns for touchdowns were against Tennessee Tech. He had one last year and one this year against Tech.

Close encounters

The Skyhawks are 1-4 in the Ohio Valley Conference this season. The first three losses were by three points each, while the fourth, this past Saturday at Eastern Illinois was by six points. The four OVC losses are a combined 15 points.

Common non-conference foe

Both UT Martin and Southeast Missouri State have one common non-conference opponent this season. The Skyhawks suffered a 51-44 loss to Missouri State Sept. 6. Southeast Missouri State will travel to Springfield to play Missouri State, Nov. 10.

Record setting rusher

Senior Don Chapman had 16 rushing attempts for 71 yards against Jacksonville State. With the 16 attempts he passed Jimmie Brooks (EKU) to set a new Ohio Valley Conference record for most rushing attempts in a career. Chapman enters the Southeast Missouri State game with 968 attempts. Brooks' record was 920.

Kicking battle settled

Freshman Eric Gasiiecki was challenging junior Tom Hansen for the starting place kicker chores. Until the Jacksonville State, Gasiiecki was handling the kickoffs while Hansen was the go-to guy for field goals and PATs. Hansen won the job and handled all the kicking chores against Jacksonville State. He made one of three field goals and three extra points in the 27-24 loss to Jacksonville State. He made a 44-yarder, his longest as a Skyhawk. However, Hansen missed a 47-yard attempt and the potential game-tying 48-yard field goal with 11 seconds to play in the game.

Two 100-yard receivers

Junior EJ Daniel caught a season-high eight passes for 151 yards and two touchdowns, while sophomore Roren Thomas caught eight passes for 103 yards against Central Arkansas. The last time UT Martin had two 100-yard receivers in a game was Aug. 31, 2000 against Lambuth.

INSIDE THE NUMBERS

10th

■ Don Chapman has scored 260 points in his career. He is currently tied with Kippy Bayless as the OVC's tenth leading scorer. Bayless played from 1991-94. With one touchdown this week against SEMO, Chapman could move up to No. 7 for career scoring in the OVC.

5

■ Chapman is five touchdowns away from breaking Bobby Fowler's school record for most touchdowns in a career.

6

■ Chapman has rushed for more than 200 yards in a game six times in his career. The last 200-yard game Chapman had was Nov. 18, 2006 against Murray State.

Chapman had 30 carries for 206 yards and three touchdowns.

556

■ Chapman is 556 yards from tying Markus Thomas' (EKU) OVC career rushing record.

298

■ Chapman is 298 yards away from his fourth consecutive 1,000 yard rushing season.

21

■ Chapman has rushed for more than 100 yards in a game 21 times in his career. He recorded his fourth 100-yard plus rushing effort against Eastern Illinois when he had 22 carries for 140 yards.

UT MARTIN DEPTH CHART VS SOUTHEAST MISSOURI

OFFENSE

Pos.	No.	Player	Ht.	Wt.	Cl.
X	6	EJ Daniel	5-11	191	Jr.
	9	Roren Thomas	6-0	170	So.
LT	77	Adam Hansen	6-4	305	Sr.
	75	Taz Tillery	6-2	280	Fr.
LG	79	Kevin Bannon	6-3	275	Jr.
	58	Trey Toles	6-1	225	Jr.
C	54	Billy Krause	6-2	285	Sr.
	65	Tyler DeJarnatt	6-1	260	RJr.
RG	73	Joe Gibbs	6-5	258	So.
	62	Justin Weaver	6-0	240	RJr.
RT	72	Jovon Davis	6-4	330	RSo.
	58	Trey Toles	6-1	225	Jr.
TE	80	Jeremy Buchanan	6-4	250	Fr.
	81	Linzy Patterson	6-4	240	Jr.
Z	20	Jessie Burton	5-10	185	Sr.
	86	Jamaal Akbar	6-0	195	Sr.
FB	41	Quinton Groves	6-0	275	Fr.
	11	Marcus Dawson	6-0	235	Sr.
QB	4	Dexter Anoka	5-10	165	So.
	12	Cade Thompson	6-2	188	So.
	7	Greg Preston	6-3	215	Jr.
TB	1	Don Chapman	5-10	235	Sr.
	2	Josh Chapman	6-0	215	Jr.

DEFENSE

Pos.	No.	Player	Ht.	Wt.	Cl.
E	40	Tirrdell Byrd	6-0	255	Jr.
	52	Josh Cody	6-2	242	Fr.
D	92	Ray Williams	6-1	280	Jr.
	94	Ray Teamer	6-2	260	Fr.
N	93	Jerrold Grace	6-1	305	Jr.
	91	Chidi Oteh	6-3	315	RSo.
B	55	Nate Wilson	6-3	245	Jr.
	42	Craig Worthen	6-2	220	Jr.
CB	23	Marcus Arrington	5-11	185	Sr.
	10	Clarence Pendleton	5-10	175	Jr.
CB	10	Clarence Pendleton	5-10	175	Jr.
	21	Anthony Ivy	6-01	190	Jr.
	28	Markei Guy	5-10	180	So.
SLB	5	Andrew Johnson	6-2	185	Sr.
	38	Josh Bey	6-1	210	Fr.
	59	Roderick Whitaker	6-1	215	RFr.
MLB	45	Josh Yarbrough	6-2	235	Sr.
	51	Roscoe Bratton	6-2	220	Jr.
	42	Josh Cody	6-2	242	Fr.
WLB	17	Adrian Pruitt	6-0	220	Jr.
	57	Aaron Carney	6-2	205	RFr.
	18	Josh Frohock	6-1	222	Fr.
R	14	Dontrell Miller	5-10	180	So.
FS	48	Kevin Rondo	5-10	180	Sr.
	22	Dante Harrold	5-11	170	Jr.

SPECIALISTS

Pos.	No.	Player	Ht.	Wt.	Cl.
K	39	Tom Hansen	5-10	175	Jr.
	49	Eric Gasiiecki	6-0	185	Fr.
P	44	Adam Ivey	6-0	205	Jr.
	83	Joe Hook (Fr.)			
S	47	Chip Martin	6-0	215	Jr.
	26	Jordan Cain	6-3	180	Jr.
H	44	Adam Ivey	6-0	205	Jr.
	7	Greg Preston	6-4	220	So.
PR	20	Jessie Burton	5-10	185	Sr.
	14	Dontrell Miller	5-10	180	So.
KR	20	Jessie Burton	5-10	185	Sr.
	9	Roren Thomas	6-0	170	So.

UT MARTIN PRONUNCIATION GUIDE

No.	First	Last	65	Tyler	De-Jar-nett
3	Ja-marcus	Williams	75	Taz	Tiller-ee
6	Ror-ren	Thomas	78	Matt	Valley
13	Le-ron	Johnson	81	Len-zee	Patterson
18	Josh	Fro-hawk	88	Ja-bar-ee	Gipson
22	Don-te	Harrold	91	Che-tae	Oh-tae
31	Ty-ree	Ford	99	Ernest	Clarity
35	Trace	Mac-Derm-ott			
40	Tear-dell	Byrd			
43	Le-shawn	Johnson			
54	Billy	Kr-owe-se			
59	Rod-er-rick	Whit-a-ker			

Quick Facts

University

Location Martin, Tenn., 38238
Founded 1900, Senior College 1951
Enrollment 6,500
Nickname Skyhawks
Colors Navy Blue and Orange
Stadium (Field) Hardy M. Graham
..... (H.K. Grantham)
Capacity 7,500
Conference Ohio Valley
President Dr. John Petersen
Chancellor Dr. Tom Rakes
Athletics Director Phil Dane
Athletics Department Phone . 731.881.7660

Football

2006 Record 9-3
2006 OVC Record 6-1
Final National Ranking 13th
Lettermen Returning/Lost 45/20
Starters Returning/Lost 18/6

Athletic Communications

Director/Football Contact Joe Lofaro
Office Phone 731.881.7632
Cell Phone 731.514.2905
Email jlofaro@utm.edu
Fax 731.881.7624
Pressbox Phone 731.881.7694 or 7632
Mailing Address 1022 Elam Center
..... Martin, TN 38238

A Skyhawk ...

A new era began in 1995 as UT Martin officially launched its Skyhawk nickname. A group of wise thinkers captured UT Martin's history in a three-fold manner:

- The school's athletic teams were called "sky pilots," a frontier term for preachers in that day.
- During World War II, UT Junior College contracted with the Naval War Training Service to help train pilots, who completed their flight training
- Red-tail hawks are indigenous to the West Tennessee region.

Our Name ...

The name of our institution is The University of Tennessee at Martin. It is acceptable to refer to us as UT Martin or UTM in subsequent references. UT-Martin, UT, Martin and Tennessee Martin should never be used.

Something new

The NCAA Division I football has a new name. The 125-school division that had been competing as NCAA Division I-AA is now known as FCS (Football Championship Subdivision) and the FCS championship will take place in November and December.

UT Martin at glance

UT Martin captured its first OVC crown and made its first playoff appearance at the Division I level a year ago. This year the 2006 OVC Roy Kidd Coach of the Year Jason Simpson has 12 starters back, including eight on the offensive side of the ball. That offense is led by last year's Co-Offensive Player of the Year Don Chapman, who needs 1,237 yards this season to break the OVC career rushing record of 5,149 yards held by Eastern Kentucky's Markus Thomas. The Skyhawks also have three starters on the offensive line and four total defensive players returning.

New coaches on board

UT Martin head coach Jason Simpson has three new coaches on staff, receivers coach and recruiting coordinator Jay Graham and graduate assistants Tom Keresztury (Texas State) and Carter Barfield (Furman).

Graham comes to UT Martin from the University of San Diego where he was the running backs coach and co-special teams coordinator. He spent the 2006 season as a running backs coach at UT Chattanooga. In 2005, he returned to his alma mater as an offensive graduate assistant.

Graham rushed for 2,609 yards in his career (1993-96) ranking sixth on the Vols all-time rushing list. He sits second on the all-time carries list with 540. He scored 25 touchdowns in his four-year career as a Volunteer. Graham had season best totals in 1995 when he rushed for 1,438 yards on 272 carries putting him second in both categories in Vols school history.

He tallied a career-best 211-yards against Vanderbilt. He also holds the single-season record for the most 100-yard rushing games with 10. He was a third-round draft pick in 1997 by the Baltimore Ravens of the National Football League. In his first season, he put up career numbers when he played in 13 games, rushed for 299 yards on 81 carries, and scored two touchdowns.

Graham spent six seasons in the NFL for three different organizations --- Baltimore Ravens (1997-2000) Seattle Seahawks (2001) and the Green Bay Packers (2002). He played in the Canadian Football League in 2003 for the Montreal Alouettes.

Doing double duty

Senior Jessie Burton will play offense and defense this season in addition to returning kickoffs and punts. Burton was the Skyhawks' second leading receiver with 23 catches for 367 yards and two touchdowns. He also averaged 26.2 yards per kickoff return. He finished the 2006 season as the nation's seventh leading kick return specialist.

Burton will see action on defense at the cornerback position or at safety. "He's an exceptional player," said Jason Simpson, the Skyhawks head coach. "We want the best players on the field. We planned to get him 50 plays on offense and about 30 or 40 plays on defense."

Plenty of Johnson and Johnson

The UT Martin roster includes 13 seniors and 29 juniors. The roster includes two sets of brothers Anthony and Andrew Johnson of Cincinnati and LeShaun and LeRon Johnson of Alamo, Tenn. The roster also includes two players with the last name of Chapman (Don and Josh), two players with the last name of Hansen (Adam and Tom), two players with the last name of Williams (Jamarcus and Ray) and three players with the last name of Daniel (EJ, Erick and TJ). The roster also includes an (Anthony) Ivy and a (Adam) Ivey.

Newest newcomer

Jay Robinson is the newest UT Martin newcomer on the roster. Robinson transferred to UT Martin from Middle Tennessee State. He arrived on campus the week before classes started. Robinson is a 6-3, 200-pound wide receiver. He played in six games and came up with two receptions for 11 yards and a touchdown for the Blue Raiders in 2006. He prepped at Wetumpka (Ala.) High School where he played quarterback. He was rated a two-star recruit by Rivals.com. Robinson had one catch to set up the Skyhawks' last touchdown of the game in the Southern Miss game.

Injury update

UT Martin right guard Nick O'Rick will miss the rest of the season after suffering a knee injury in the Southern Miss game.

2006 RESULTS (9-3/6-1 OVC)

9/2	@ Ohio	L, 29-3
9/9	Urbana	W, 28-0
9/16	Gardner-Webb	W, 35-9
9/23	Jacksonville State*	W, 24-14
9/30	@ Austin Peay	W, 20-10
10/5	@ Tennessee Tech*	W, 35-16
10/21	@ Samford*	W, 10-6
10/28	Eastern Illinois*	W, 15-9
11/4	@ Southeast Missouri*	W, 28-14
11/11	Eastern Kentucky*	L, 31-28
11/18	@ Murray State*	W, 42-14
11/25	@ Southern Illinois **	L, 36-30

* Ohio Valley Conference game

** Football Championship

Miller earns OVC weekly honor

UT Martin sophomore Dontrell Miller, a 5-10, 180-pound sophomore from Demopolis, Ala., was named the Ohio Valley Conference Defensive Player of the Week. Miller earned the award for his effort in the Skyhawks' 35-13 loss at Southern Miss, Sept. 1. He made 11 tackles in the game with eight solo and three assisted tackles. Miller also had one tackle for a loss and forced a fumble that prevented Southern Miss from taking a 7-3 lead early in the first game. Each week during the football season the OVC will recognize an offensive, defensive, special teams player and newcomer of the week. The league's sports information directors will nominate and vote for the weekly honors.



Miller

Receiving Corps

UT Martin quarterbacks threw the ball 31 times in the season opener at Southern Miss. Fourteen different players caught 18 passes. Josh Chapman led the way with three catches, while Jessie Burton caught the longest pass of the game, a 66-yarder from Dexter Anoka.

UT Martin debuts

UT Martin used 24 freshmen or newcomers in the season opener against Southern Miss. Among the newcomers were Jay Robinson, Chip Martin, Tom Hansen, Trey Toles, Clarence Pendleton, Kyron Malone, Linzy Patterson, Jerrod Grace and Brandyn Young. Among the freshmen were Ray Teamer, Chris Murray, LeShaun Johnson, Erik Daniel, Josh Bey, Josh Frohock, Eric Gasielki, Rodney Irvin, LeRon Johnson, Taz Tillery, Trey Toles, Jeremy Buchanan and Trace McDermott.

The last meeting against Southeast Missouri

UT Martin tailback Don Chapman scored three touchdowns and rushed for 225 yards on 36 carries to lead the No. 10 Skyhawks to a 28-14 college football victory over host Southeast Missouri State at Houck Stadium.

The Skyhawks started the second half in grand fashion as junior college transfer Jessie "Juice" Burton returned the opening kickoff 100 yards for a touchdown to tie the game at 7-7.

The Skyhawks needed a second half jolt because Southeast Missouri closed out the first half with a touchdown that was a result of a blocked Skyhawk punt.

Southeast Missouri's David Simonhoff was forced to punt on fourth-and-nine from his own 19 yard line. The Skyhawks blocked the punt, but it was picked up by Monroe Hicks who raced 64 yards before being tackled at the Skyhawk 23 yard line.

Southeast Missouri scored six plays later when Oge Oge hauled in a Kevin Ballatore 5-yard pass with seven seconds remaining in the second quarter.

The Skyhawk offense struggled throughout the first half and managed 106 yards of total offense. Chapman had 18 carries and 61 rushing yards in the first half.

The Skyhawks scored on their first three possessions of the second half. Burton put the first points on the board with his kickoff return and Chapman went to work after that.

The Skyhawk defense forced Southeast Missouri into a three-and-out series and Burton returned Simonhoff's 50-yard punt to the Skyhawk 43-yard line. Chapman scored 11 plays later on a 3-yard run over the right side. Senior Taylor Brown added the PAT and the Skyhawks led 14-7 with 8:06 to play in the quarter.

The Skyhawk defense stopped Southeast Missouri again, but instead of opting to punt on fourth-and-one from its own 26 yard line, Southeast Missouri decided to go for the first down. The Skyhawk defense stuffed Ballatore on the quarterback sneak and the ball went over on downs.

Four plays later and Chapman was in the end zone for the second time in the game. This time he went around the left side for a yard and paydirt to give the Skyhawks a 21-7 lead with 5:18 in the quarter.

Southeast Missouri's defense was stingy in the fourth quarter and its offense threatened numerous times in the final 15 minutes of the game. Tony Anderson scored Southeast Missouri's second touchdown of the game with a 5-yard run over the right side.

Chapman's number was called on the first play and he raced 81 yards for his third touchdown of the game.

Last time out for Southeast Missouri

The Murray State Racers defeated Southeast Missouri State in an Ohio Valley Conference game, 31-17 on Saturday at Houck Stadium.

Both teams played a sluggish first half that led to a scoreless halftime tie. Mike Jones started at running back for Southeast and rushed for 58 yards over the first two quarters.

Rod Harper opened up the scoring, hauling in a 25-yard touchdown pass from Jeff Ehrhardt to put the Racers ahead. Tyler Weiss added the extra point to cap a six play, 65-yard drive that made the score 7-0.

Southeast answered back two minutes later when Mike Jones scored his first career touchdown on a three-yard run. The Redhawks went 80 yards in seven plays, highlighted by a career long run of 59 yards by Jones. Doug Spada's extra point was good to tie the game at seven with 10:35 left in the third quarter.

Weiss added a 32-yard field goal with 8:36 left in the third to put Murray ahead, 10-7 and they would not relinquish the lead the rest of the game.

Lee McGinnis increased the lead when he caught Ehrhardt's second 25-yard touchdown pass of the game at the 5:18 mark of the third quarter. Weiss added the extra point to give the Racers a 10 point lead.

Doug Spada brought the Redhawks to within seven when he made a career long 50-yard field goal with 11:58 left in the game.

Ehrhardt answered back once again, this time on the ground. He led a seven play, 54-yard drive that was finished by his three-yard plunge into the end zone with 10:19 left in the fourth quarter. Weiss made his third extra point of the half and Murray led 24-10.

Following a long kickoff return by Elton Peterson, Mike Jones scored his second touchdown of the day on a two-yard burst that was set up by a 27-yard catch and run by Michael Williamson. Spada's extra point again brought Southeast within a touchdown at 24-17, which would be as close as the Redhawks would come.

Charlie Jordan finished up the scoring with a 20-yard touchdown scamper with 6:32 left that put the game out of reach for the Racers. With the successful point after, Murray State went up 31-17, which would prove to be the final.

Ehrhardt finished 11-33 passing for 164 yards and the two scores and was also intercepted by Eddie Calvin and Salim Powell. Jordan rushed for a game-high 157 yards on 29 carries and also made a 29-yard reception. Ehrhardt also added 65 yards on the ground. DeAngelo Nelson, Lee McGinnis and Derrick Townsend each caught two passes for the Racers.

Houston Lillard returned in the fourth quarter for Southeast and provided a spark by going 8-13 passing for 139 yards and one interception. Victor Anderson started at quarterback and went 5-13 through the air for 49 yards. He also rushed for 26 yards.

Jones rushed for a career best 131 yards on 14 carries in his second career start in as many weeks. Elton Peterson added 44 rushing yards on 10 attempts.

Don Chapman Game-By-Game

2007

Date	Opponent	Rushing				Passing				Purp	Pts
		No.	Yds	TD	Lg	No.	Yds	TD	Lg		
9-1	at Southern Miss	12	20	0	13	1	3	0	3	23	0
9-7	Missouri State	23	111	2	28	1	4	0	4	115	12
9-15	at Central Arkansas	13	104	1	58	3	19	0	17	123	6
9-22	at Austin Peay	14	46	0	6	0	0	0	0	46	0
9-27	Tennessee Tech	27	97	0	12	0	0	0	0	97	0
10-4	at Jacksonville State	16	71	0	13	0	0	0	0	71	0
10-13	Samford	24	113	1	16	2	14	0	8	127	6
10-20	at Eastern Illinois	22	140	1	25	1	1	0	1	141	6
Totals		151	702	5	71	6	41	0	17	743	30

2006

Date	Opponent	Rushing				Passing				Purp	Pts
		No.	Yds	TD	Lg	No.	Yds	TD	Lg		
9-2	at Ohio	23	56	0	12	1	2	0	2	58	0
9-7	Urbana	6	47	0	14	1	-5	0	0	42	0
9-23	Jacksonville St.	16	40	1	6	0	0	0	0	40	6
9-30	at Austin Peay	19	155	1	31	0	0	0	0	155	6
10-5	at Tenn. Tech	27	214	1	62	0	0	0	0	214	6
10-21	at Samford	24	96	1	23	2	12	0	7	108	6
10-28	Eastern Illinois	26	94	1	13	2	2	0	5	96	8
11-4	at SEMO	36	225	3	81	1	14	0	14	239	18
11-1	Eastern Kentucky	31	171	2	26	0	0	0	0	171	12
11-18	at Murray State	30	206	3	35	0	0	0	0	206	18
11-25	at Southern Illinois	31	108	2	15	1	12	0	12	120	12
Totals		269	1412	15	81	8	37	0	14	1449	92

2005

Date	Opponent	Rushing				Passing				Purp	Pts
		No.	Yds	TD	Lg	No.	Yds	TD	Lg		
9-1	Central Ark.	26	141	1	30	1	4	0	4	145	6
9-10	at Arkansas State	13	58	0	13	1	-2	0	0	56	0
9-17	Tennessee State	36	221	1	29	0	0	0	0	221	6
9-24	at Gardner-Webb	28	116	4	15	2	35	0	39	151	24
10-8	Tenn. Tech	22	84	0	17	5	28	0	21	112	0
10-15	at Jacksonville St.	27	96	1	17	0	0	0	0	96	6
10-22	SAMFORD	24	134	0	28	3	53	0	36	187	0
10-29	at Eastern Illinois	26	127	1	23	1	3	0	3	130	6
11-5	SEMO	35	107	3	9	6	61	0	8	168	18
11-12	at Eastern Kentucky	18	83	1	20	4	21	0	12	104	6
11-17	Murray State	47	229	4	33	1	12	0	12	241	24
Totals		302	1396	16	33	24	215	0	39	1611	96

2004

Date	Opponent	Rushing				Passing				Purp	Pts
		No.	Yds	TD	Lg	No.	Yds	TD	Lg		
8-25	at Indiana State	14	62	0	15	2	4	0	6	66	0
9-2	at Western Michigan	23	77	0	16	0	0	0	0	77	0
9-9	Tennessee State	21	66	1	26	3	23	0	14	89	6
9-18	at Austin Peay	31	183	1	80	1	16	0	16	199	6
10-2	at Tenn. Tech	16	21	1	8	1	23	0	23	44	6
10-16	at Samford	23	81	1	12	2	-3	0	1	78	6
10-23	Eastern Illinois	29	143	2	19	3	3	0	5	146	12
10-30	at SEMO	41	272	1	58	1	5	0	5	277	6
11-6	Eastern Kentucky	27	75	0	17	0	0	0	0	75	0
11-13	at Murray State	21	104	0	27	0	0	0	0	104	0
Totals		246	1084	7	80	13	71	0	23	1155	42

Don Chapman's Total Rushing Yards 4,594
Chapman's Total Touchdowns 43

Active Career Rushing-Yards Leaders

Rk.	Player	School	Cl.	Pos	Gms	Carries	Yards	TDs
1	Scott Phaydavong	Drake	SR	RB	41	873	5535	35
2	Don Chapman	UT Martin	SR	RB	40	968	4594	43
3	Chris Fletcher	Austin Peay	SR	RB	41	866	4344	38
4	Jordan Scott	Colgate	JR	RB	29	876	3779	33
5	Kevin Richardson	Appalachian St.	SR	RB	37	687	3629	57
6	Kevious Johnson	Wofford	SR	RB	44	523	3287	30
7	Omar Cuff	Delaware	SR	RB	33	696	3282	50
8	Mike McLeod	Yale	JR	RB	26	694	3195	43
9	Maurice Murray	Northeastern	SR	RB	39	687	3144	35
10	Jayson Foster	Ga. Southern	SR	QB	42	465	3122	46
11	Josh Barnett	Idaho St.	SR	RB	36	598	3077	13
12	Jeff Horton	Valparaiso	SR	RB	40	537	3023	24
13	James Noble	Cal Poly	JR	RB	27	477	2916	25
14	Joe Casey	Rhode Island	JR	RB	29	566	2796	16
15	Javarris Williams	Tennessee St.	JR	RB	29	578	2783	20
16	Tim Hightower	Richmond	SR	RB	31	462	2726	28
17	Derek White	Tennessee Tech	SR	RB	41	565	2700	24
18	Cedrick Gipson	Furman	SR	RB	45	486	2616	13
19	JT Rogan	San Diego	JR	RB	31	491	2595	28
20	Herb Donaldson	Western Illinois	JR	RB	30	440	2584	27

100-Yard Rushing Games -- Active

(through games on 10/13)

No.	Player	School
30	Scott Phaydavong	Drake
26	Chris Fletcher	Austin Peay
21	Don Chapman	UT Martin
20	Jordan Scott	Colgate
16	Mike McLeod	Yale
15	James Noble	Cal Poly
15	Kevin Richardson	Appalachian State
15	Omar Cuff	Delaware
15	Jayson Foster	Georgia Southern
13	Maurice Murray	Northeastern
13	Lex Hilliard	Montana
13	Josh Barnett	Idaho State
13	J.T. Rogan	San Diego
12	Jeff Horton	Valparaiso
12	Javarris Williams	Tennessee State
12	Herb Donaldson	Western Illinois

Chapman's 100-yard rushing games

	Date	Opponent	Att.	Yds.	Tds.
1	Nov. 12, 2004	at Murray State	21	104	0
2	Oct. 30, 2004	at Southeast Missouri State	41	272	1
3	Oct. 23, 2004	Eastern Illinois	29	143	2
4	Sept. 18, 2004	at Austin Peay	31	183	1
5	Nov. 17, 2005	Murray State	47	229	4
6	Nov. 5, 2005	Southeast Missouri State	35	107	3
7	Oct. 29, 2005	at Eastern Illinois	26	127	1
8	Oct. 22, 2005	Samford	24	134	0
9	Sept. 24, 2005	at Gardner-Webb	28	116	4
10	Sept. 17, 2005	Tennessee State	36	221	1
11	Sept. 1, 2005	Central Arkansas	26	141	1
12	Nov. 25, 2006	at Southern Illinois	31	108	2
13	Nov. 18, 2006	at Murray State	30	206	3
14	Nov. 11, 2006	Eastern Kentucky	31	171	2
15	Nov. 4, 2006	at Southeast Missouri State	36	225	3
16	Oct. 5, 2006	at Tennessee Tech	27	214	1
17	Sept. 30, 2006	at Austin Peay	19	155	1
18	Sept. 6, 2007	Missouri State	23	111	2
19	Sept. 15, 2007	at Central Arkansas	13	104	1
20	Oct. 13, 2007	Samford	24	113	1
21	Oct. 20, 2007	at Eastern Illinois	22	140	1

Media Services

UT MARTIN ATHLETIC COMMUNICATIONS

1022 Elam Center

Martin, Tenn. 38238

Ph: 731-881-7632/ Fax: 731-881-7624

Joe Lofaro, Football Contact

E-mail: jlofaro@utm.edu

On the Internet

UT Martin's web site, www.utmsports.com provides the latest information on the Skyhawks. All UT Martin releases and game notes, results and statistics, box scores, schedules, rosters and coach and player information are available on the Internet at utmsports.com. Rec and statistics are updated after each game.

Weekly Release

The UT Martin Athletic Communications office will email its weekly football release Monday afternoon. Fax versions are sent by request only. The release is also available on the Internet at utmsports.com in both text and pdf format. If you are interested in receiving UT Martin's release please contact Joe Lofaro at jlofaro@utm.edu to be placed on the list.

Media Opportunities

Monday

During the 2007 season, Skyhawk Talk, a weekly radio show can be heard on WCMT-FM (101.3). Chris Brinkley, the coordinator of the Skyhawk Radio Network, will host the hour-long show which includes interviews with head coach Jason Simpson, assistant coaches and players as well as updates on other Skyhawk sports.

Tuesday

Head coach Jason Simpson is available each Tuesday during the season on the Ohio Valley Conference weekly teleconference at 11:03 a.m. Media representatives wishing to participate in the teleconference should contact the OVC office at (615) 371-1698 or email OVC assistant commissioner for media relations Kyle Schwartz at kschwartz@ovc.org.

Wednesday

Every Wednesday head coach Jason Simpson will hold his weekly media conference at 11:30 a.m. in the Bob Carroll Football Building on campus.

Weekday Interviews

Please contact the athletic communications office by phone or e-mail to schedule midweek interviews with players or coaches. Coach Simpson is generally available early in week before 11 a.m. Player interviews will be conducted around class and practice schedules. Interviews must be scheduled through the athletic communications office.

Ohio Valley Conference Standings



	OVC					OVERALL								
	W	L	PCT.	PF	PA	W	L	PCT.	PF	PA	Home	Away	Neutral	Streak
Eastern Kentucky	5	0	1.000	195	85	6	2	.750	256	182	4-0	2-2	0-0	W5
Eastern Illinois	4	1	.800	153	115	5	3	.625	234	211	2-2	3-1	0-0	W2
Jacksonville State	4	1	.800	167	98	5	3	.625	233	176	3-1	2-2	0-0	W4
Tennessee State	2	1	.667	85	109	3	4	.429	175	230	0-1	2-2	1-1	L1
Austin Peay	3	2	.600	116	141	5	3	.625	204	197	2-2	3-1	0-0	W1
Murray State	1	3	.250	103	132	2	5	.286	178	261	1-2	1-3	0-0	W1
Samford	1	3	.250	92	123	3	4	.429	163	237	3-1	0-3	0-0	L3
Tennessee Tech	2	4	.333	150	192	4	4	.500	250	220	3-2	1-2	0-0	L3
UT Martin	1	4	.200	102	107	1	7	.125	193	241	1-2	0-5	0-0	L1
Southeast Missouri	0	4	.000	71	132	2	5	.286	125	218	2-2	0-3	0-0	L4

THIS WEEK'S SCHEDULE

Saturday, Oct. 27

#21 Eastern Kentucky @ Murray State (Noon)
 Southeast Missouri State at UT Martin (Noon)
 Samford at Tennessee Tech (1:30 p.m.)
 #24 Eastern Illinois at Tennessee State (6 p.m.)

LAST WEEK'S RESULTS

Saturday, Oct. 20

Murray State 31, Southeast Missouri State 17
Eastern Illinois 29, UT Martin 23
 Austin Peay 28, Samford 25
 Eastern Kentucky 49, Tennessee State 7
 Jacksonville State 38, Tennessee Tech 10

* Indicates OVC Contest
 ALL TIMES CENTRAL

UT Martin in the Preseason rankings ...

AGS (Any Given Saturday) Poll UT Martin 17th
 Lindy's UT Martin 17th
 Street & Smith UT Martin 18th

College Sporting News UT Martin 16th
 USA Today Sports Weekly's Preseason Top 25 UT Martin 15th

Skyhawks picked to finish third in preseason poll

After finishing the season with a 6-1 record in the Ohio Valley Conference and advancing to the Football Championship for the first time in school history, league coaches and sports information directors picked UT Martin to finish third in the 2007 preseason football poll.

Eastern Illinois, who shared the OVC championship with UT Martin this past season, was picked to win the league.

Eastern Illinois (150 points) garnered eight first-place votes, although the overall balloting was balanced, as five different teams got at least one first-place nod. Jacksonville State received six first-place votes (139 points), followed by defending co-champion UT Martin

with four (126 points), while Eastern Kentucky (119 points) and Tennessee State (103 points) each received one apiece.

Those teams respectively finished second through fifth in the predicted order of finish.

The order of finish was rounded out by Tennessee Tech (79 points), Murray State (60 points), Southeast Missouri State (57 points), Samford (46 points) and Austin Peay (21 points), who rejoins the Conference for the first time since switching to non-scholarship football in 1997.

The re-addition of Austin Peay puts the OVC at 10 football-playing institutions for the first-time in its 60-year history.

2007 OVC Preseason Poll

1. Eastern Illinois150
2. Jacksonville State139
3. **UT Martin**126
4. Eastern Kentucky 119
5. Tennessee State103
6. Tennessee Tech 79
7. Murray State 60
8. Southeast Missouri State 57
9. Samford 46
10. Austin Peay 21

(9 points awarded for a first-place vote, 8 for second, etc. - Coaches and SID's could not vote for their own teams)

2007 Honor Roll

Don Chapman

Preseason All-Ohio Valley Conference
College Sporting News Preseason FCS All-American
The Sports Network's Preseason FCS All-American

Billy Krause

Preseason All-Ohio Valley Conference
College Sporting News Preseason FCS All-American

Jessie Burton

Preseason All-Ohio Valley Conference

Adam Hansen

Preseason All-Ohio Valley Conference

Nate Wilson

Preseason All-Ohio Valley Conference

Dontrell Miller

Named OVC Defensive Player of Week (9/2/07)

Southeast Missouri State at UT Martin Statistical Comparisons

Southeast Missouri (2-5, 0-4)

Team Stats	SEMO	Opp
Points/Game	17.9	31.1
First Downs	113	159
Rushing Yds. Game	215.6	202.9
Passing Yds. Game	108.6	229.1
Total Off. Per Game	324.1	432.0
Fumbles/Lost	18/9	12/8
Pen.-Yds. Per Game	82.6	46.3
Time of Poss.	30:45	28:49

Individual Leaders

Rushing	Att.	Net	Avg.	TD	YPG
T. Holloman	114	655	5.7	6	131.0
Vic. Anderson	76	457	4.5	1	48.4
Receiving	Rec	Yds	Avg.	TD	YPG
Vin. Anderson	12	122	10.2	0	17.4
M. Edwards	11	140	12.7	1	20.0
Passing	C-A-I	Pct.	TD	YPG	
Vic. Anderson	31-84-3	36.9	1	40.1	
H. Lillard	30-45-2	66.7	1	75.8	
Tackles	U-A-TT	TFL	Int.	FF	FR
A. Casper	37-37-74	3.5	0	3	0
J. Goodson	32-33-65	5.5	0	0	2

UT Martin (1-7, 1-4)

Team Stats	UTM	Opp
Points/Game	241.1	30.1
First Downs	156	167
Rushing Yds. Game	150.2	172.9
Passing Yds. Game	224.2	196.6
Total Off. Per Game	374.5	369.5
Fumbles/Lost	11/6	9/5
Pen.-Yds. Per Game	66.8	55.4
Time of Poss.	29:00	31:00

Individual Leaders

Rushing	Att.	Net	Avg.	TD	YPG
D. Chapman	151	702	4.6	5	87.8
D. Anoka	53	137	2.6	2	17.1
Receiving	Rec	Yds	Avg.	TD	YPG
EJ Daniel	27	370	13.7	2	52.9
R. Thomas	25	304	15.4	3	38.0
Passing	C-A-I	Pct.	TD	YPG	
Anoka	183-106-7	57.9	8	167.5	
Thompson	48-32-2	66.7	0	49.7	
Tackles	U-A-TT	TFL	Int.	FF	FR
Yarbrough	26-49-75	5.0	0	0	0
Miller	34-31-65	2.5	0	1	0



NCAA Team Rankings

Category	SEMO	UTM
Rushing Offense	21	67
Passing Offense	109	37
Total Offense	85	55
Scoring Offense	94	70
Rushing Defense	100	71
Pass Eff. Defense	41	81
Total Defense	104	66
Scoring Defense	84	81
Net Punting	9	14
Punt Returns	95	39
Kickoff Returns	46	57
Turnover Margin	75	99
Pass Defense	87	50
Pass Efficiency	114	50

2007 Game-By-Game Offensive Starters

	WR	TE/WR*	LT	LG	C	RG	RT	WR	QB	TB	FB
at Southern Miss	EJ Daniel	Gibbs	A. Hansen	Bannon	Krause	Toles	O'Rick	Thomas	Anoka	D. Chapman	Shisler
Missouri State	EJ Daniel	Gibbs	A. Hansen	Bannon	Krause	Toles	J. Davis	Kissell	Anoka	D. Chapman	Shisler
at Central Arkansas	EJ Daniel	Gibbs	A. Hansen	Bannon	Krause	Weaver	J. Davis	Thomas	Anoka	D. Chapman	Shisler
at Austin Peay	EJ Daniel	Buchanan	A. Hansen	Bannon	Krause	Weaver	Gibbs	Thomas	Anoka	D. Chapman	Groves
Tennessee Tech	EJ Daniel	Buchanan	A. Hansen	Bannon	Krause	Weaver	Gibbs	J. Akbar	Anoka	D. Chapman	Groves
at Jacksonville State	J. Akbar	Thomas*	A. Hansen	Bannon	Krause	Weaver	Gibbs	J. Burton	Thompson	D. Chapman	Groves
Samford	R. Thomas	Buchanan	A. Hansen	Bannon	Krause	Gibbs	J. Davis	J. Burton	Anoka	T. McDermott	Groves
at Eastern Illinois	EJ Daniel	Buchanan	A. Hansen	Bannon	Krause	Gibbs	J. Davis	J. Burton	Anoka	D. Chapman	Groves
Southeast Missouri											
Murray State											
at Tennessee State											

2007 Game-By-Game Defensive Starters

	LE	NG	DT	RE	LB	LB	LB	CB	SS	FS	CB
at Southern Miss	Byrd	R. Williams	Grace	Wilson	A. Johnson	Yarbrough	Pruitt	Arrington	Miller	Harrold	Burton
Missouri State	Worthen	R. Williams	Grace	Wilson	A. Johnson	Yarbrough	Pruitt	Pendleton	Miller	Harrold	Burton
at Central Arkansas	Byrd	R. Williams	Grace	Wilson	A. Johnson	Yarbrough	Pruitt	Pendleton	Miller	Harrold	Burton
at Austin Peay	Byrd	R. Williams	Grace	Wilson	A. Johnson	Yarbrough	Pruitt	Arrington	Miller	Harrold	Burton
Tennessee Tech	Byrd	R. Williams	Grace	Wilson	A. Johnson	Yarbrough	Pruitt	Arrington	Miller	Harrold	Ivy
at Jacksonville State	Byrd	R. Williams	Grace	Wilson	A. Johnson	Yarbrough	Pruitt	Rondo	Miller	Burton	Ivy
Samford	Cody	R. Williams	Grace	Wilson	A. Johnson	Yarbrough	Pruitt	Arrington	Miller	Rondo	Ivy
at Eastern Illinois	Byrd	R. Williams	Grace	Wilson	A. Johnson	Yarbrough	Pruitt	Arrington	Miller	Rondo	Burton
Southeast Missouri											
Murray State											
at Tennessee State											

Rookie Records

Jason Simpson is UT Martin's 15th head football coach. UT Martin's previous head coaches have enjoyed varied levels of success in their rookie seasons, however only five have produced winning seasons in their inaugural campaigns. Simpson was UT Martin's last head coach to produce a winning season in his first year. Here is a list of UT Martin head coaches and their first year records.

Year	Coach	Record
1925	H.K. Grantham	5-4-1
1934	W.E. Derryberry	7-1-0
1937	Nick Denes	6-2-1
1939	Paul Hug	3-5-0
1947	James Henson	4-4-0
1957	Bob Carroll	6-1-0
1975	George MacIntyre	2-8-0
1978	Vester Newcomb	2-8-0
1980	Lynn Amadee	4-7-0
1982	Fred Pickard	5-6-0
1986	Don McLeary	3-8-0
1997	Jim Marshall	1-10-0
2000	Sam McCorkle	2-9-0
2003	Matt Griffin	2-10-0
2006	Jason Simpson	9-3-0

Young gun

UT Martin second-year head coach Jason Simpson is the third youngest head coach in the NCAA Division I Football Championship Subdivision. Here's a list of the five youngest coaches.

Age	Coach	School	Birthdate
34	Chris Hatcher	Georgia Southern	2-18-73
34	Reggie Barlow	Alabama State	1-22-73
36	Jason Simpson	UT Martin	1-25-71
37	Donald Hill-Eley	Morgan State	4-12-70
37	Pete Lembo	Elon	4-12-70

Sophomore coaching records

Only two UT Martin head coaches, Bob Carroll and W.E. Derryberry, have been able to post winning records in their first and second seasons. Here's a look at the UT Martin head coaches records in their second season. The last UT Martin head coach to post back-to-back winning seasons was George MacIntyre (1976 and 1977).

Coach	Year	Record	Pct.
Robert L. Carroll	1958	7-0-1	.875
George MacIntyre	1976	8-3-0	.727
W. E. Derryberry	1935	7-2-1	.700
Vester Newcomb	1979	5-5-0	.500
Don McLeary	1987	5-6-0	.455
Paul Hug	1940	4-6-0	.400
Lynn Amadee	1981	4-7-0	.364
Fred Pickard	1983	4-7-0	.364
H. Kirk Grantham	1926	2-6-1	.222
Matt Griffin	2004	2-9-0	.182
Sam McCorkle	2001	1-10-0	.091
Nick G. Denes	1938	0-7-0	.000
James C. Henson	1948	0-6-1	.000
Jim Marshall	1998	0-11-0	.000

The Simpson File

Awards and Honors

2006 OVC Roy Kidd Coach of the Year
2006 AFCA Region III Coach of the Year
2006 Eddie Robinson Award Finalist

Record Breakdown

Overall:	10-10
OVC:	7-5
Non-conference:	3-5
Ranked Opponents:	2-2
Home Games:	5-3
Road Games:	5-7
Neutral Sites:	0-0
Overtime:	0-0
Post Season:	0-1
Thursday Games:	2-3
Saturday Games:	8-7
After a Win:	7-3
After a Loss:	3-6
When Winning at Halftime:	7-3
When Trailing at Halftime:	3-5
When Tied at Halftime:	0-2
When Leading after 3rd Quarter:	10-2
When Trailing after 3rd Quarter:	0-7
When Tied after 3rd Quarter:	0-1

vs. All Opponents

Austin Peay	1-1
Central Arkansas	0-1
Eastern Illinois	1-1
Eastern Kentucky	0-1
Gardner-Webb	1-0
Jacksonville State	1-1
Missouri State	0-1
Murray State	1-0
Ohio	0-1
Samford	2-0
Southeast Missouri	1-0
Southern Illinois	0-1
Southern Miss	0-1
Tennessee Tech	1-1
Urbana University	1-0

Head Coach Jason Simpson

Jason Simpson begins his second season as the Skyhawks head coach. In his first season he led the team to an Ohio Valley Conference title and the Football Championship. The Skyhawks posted a 9-3 overall record and a 6-1 mark in the OVC standings. The overall worksheet was the best for the Skyhawks since 1988 when they advance to postseason play as a Division II team. The six OVC victories were the most for the Skyhawks since joining the league in 1992. Of the nine victories, five were road wins and it marked the first time the Skyhawks won an OVC road game since 1996.



Jason Simpson

Along with victories, Simpson led the Skyhawks to national rankings for the first time since 1989 and top 10 statistical rankings in pass efficiency defense (2),

total defense (6), pass defense (7). The team was 12th in rushing offense while running back Don Chapman was ranked No. 9 in rushing offense (128.36 yards per game). Junior Jessie Burton was ranked seventh in kickoff returns (26.2 yards per return).

Simpson finished fourth in the annual voting for the Eddie Robinson Award, the nation's best coach. He was named the American Football Coaches Association Region III Coach of the Year and he earned the OVC's Roy Kidd Coach of the Year trophy.

Before accepting his first head coaching job at UT Martin, Simpson was the offensive coordinator at the University of Tennessee at Chattanooga. He was instrumental in the resurgence of the UTC football program. In 2005, Chattanooga posted a 6-5 campaign, the school's first winning season since 1997.

Before Chattanooga, Simpson coached at Texas State University, a member of the Southland Football League. He coached quarterbacks, receivers and served as the team's recruiting coordinator.

Simpson also served as an assistant coach from

1997-1999 at Jacksonville State University. He coached quarterbacks and was the team's passing game coordinator. He also coached receivers and served as an assistant special teams coordinator.

Simpson is a native of Ellisville, Miss. He signed as a quarterback with Mississippi State and played for two seasons for the Bulldogs. He also played baseball for Ron Polk at State before transferring to Southern Miss in 1992.

At Southern Miss, Simpson was a two-time all-conference selection in baseball and was baseball team captain his senior season. After earning a bachelor's degree in 1994 from Southern Miss, he spent the next year as a graduate assistant football coach at Delta State, where he coached defensive backs.

In the spring of 1995, Simpson served as an assistant football and head baseball coach at Collins High School in Mississippi. Simpson and his wife, the former Julie Wilkerson, have a son and a daughter: Ty, 4 years old, and Emma, 2 years old.

2007 Game-By Game Statistics

Game	Final Score	Quarters				1st Downs				Rushing			Passing			Total Offense		Punting	Fumbles	3rd	TOP
		1	2	3	4	RU	PA	PN	Tot	Att	Yds	TD	A-C-I	Yds	TD	Att	Yds	No.-Avg	No.-Lost	Downs	
UT Martin	13	3	3	0	7	4	8	3	15	24	72	1	31-18-1	185	0	55	257	8-38.6	1-0	3-13	25:58
Southern Miss	35	0	14	14	7	17	6	2	25	55	310	4	29-12-0	122	1	84	432	4-46.5	2-1	11-19	34:02
Missouri St.	51	17	7	10	17	15	8	2	25	51	244	4	18-10-0	191	2	69	435	2-31.5	0-0	6-13	27:40
UT Martin	44	3	10	7	24	11	12	0	23	41	203	4	33-22-0	339	1	74	542	3-37.0	4-1	5-13	32:20
UT Martin	34	0	6	14	14	5	17	1	23	31	190	3	42-24-2	315	2	73	480	2-45.5	0-0	3-13	28:41
Central Ark.	48	14	13	7	14	11	13	0	24	46	174	4	20-23-0	250	2	69	416	3-36.7	0-0	10-13	31:19
UT Martin	14	14	0	0	0	2	10	1	13	24	74	0	20-34-2	203	2	58	261	6-38.2	0-0	5-14	23:22
Austin Peay	17	0	3	14	0	9	9	1	19	48	186	1	16-28-0	185	1	76	347	3-37.7	0-0	4-15	36:38
Tenn. Tech	13	0	10	3	0	8	6	2	16	37	179	0	29-16-0	133	1	66	276	7-41.1	0-0	6-16	28:02
UT Martin	10	7	3	0	0	14	5	0	19	48	196	0	25-12-2	90	0	73	269	4-38.8	0-0	6-16	31:58
UT Martin	24	0	10	0	14	8	8	2	18	39	144	1	25-12-1	285	2	64	429	5-38.8	2-1	9-17	27:36
Jacksonville St.	27	0	14	3	10	9	9	1	19	44	179	1	29-15-0	227	1	73	406	6-41.7	1-0	7-17	32:24
Samford	21	0	0	0	21	1	15	2	18	26	30	1	27-45-1	272	2	71	302	6-41.3	2-0	3-14	26:21
UT Martin	31	14	10	7	0	11	8	4	23	48	223	3	24-14-1	173	1	72	385	3-39.3	2-2	9-16	33:59
UT Martin	23	6	7	7	3	10	10	2	22	37	197	2	21-29-1	204	1	66	373	6-39.0	1-1	5-13	30:14
Eastern Illinois	29	7	0	7	15	10	10	1	21	43	164	1	18-27-1	193	3	70	342	4-43.8	2-2	6-13	29:46
SE Missouri																					
UT Martin																					

Scoring

A kickoff was returned for a TD:

UTM: Jessie Burton vs. Tennessee Tech, 9/27/07, 90 yds

Opp: Damon Nickson, MTSU, 10/6/06, 88 yards

A punt was returned for a TD:

UTM: Trent Guy vs. Murray State, 11/2/06, 54 yds

Opp: Devin Hester, Miami, 10/14/04, 78 yards

An interception returned for a TD:

UTM: Brandon Johnson vs. Oregon St., 9/17/05, 15 yards

Opp: James Anderson, Va. Tech, 1/2/05, 39 yds

A fumble was returned for a TD:

UTM: Malik Jackson vs. WVU, 11/2/06, 13 yards

Opp: Ryan Kent, Army, 9/21/02, 88 yards

A two-point conversion was made:

UTM: Anthony Allen vs. Rutgers, 11/9/06

Opp: Ray Rice, Rutgers, 11/9/06

An individual scored three touchdowns:

UTM: Michael Bush vs. Kentucky, 9/3/06, 3 TDs

Opp: Pat White, WVU, 11/2/06, 4 TDs

Long Plays

A run went for 50 yards:

UTM: George Stripling vs. Syracuse, 11/26/05,

89 yards

Opp: Phillip Tanner, Middle Tennessee, 9/6/07,

79 yards

A run went for 75 yards:

UTM: George Stripling vs. Syracuse, 11/26/05,

89 yards

Opp: Phillip Tanner, Middle Tennessee, 9/6/07,

79 yards

A pass was completed for 50 yards:

UTM: Brohm to Barnidge vs. Middle Tennessee,

9/6/07, 81 yards

Opp: Woodson to Johnson, Kentucky, 9/15/07,

57 yards

A pass was completed for 75 yards:

UTM: Brohm to Barnidge vs. Middle Tennessee,

9/6/07, 81 yards

Opp: Craddock to McNair, Middle Tennessee,

9/6/07, 78 yards

Rushing

An individual rushed for 200+ yards:

UTM: AnthonyAllen vs. Middle Tennessee,

9/6/07, 275 yards

Opp: DeAngelo Williams, Memphis, 11/4/04,

200 yards

An individual rushed 30+ times:

UTM: AnthonyAllen vs. Middle Tennessee,

9/6/07, 35 att.

Opp: Steve Slaton, WVU, 10/15/05, 31 att.

Two teammates rushed for 100+ yards:

UTM: Stripling (117), Bush (127) vs. Cincinnati, 10/22/05

Opp: Slaton (156), White (125), WVU, 11/2/06

Passing

An individual passed for 300+ yards:

UTM: Brian Brohm vs. Kentucky, 9/15/07,

366 yards

Opp: Tyler Palko, Pittsburgh, 11/25/06, 307 yds.

An individual passed for 400+ yards:

UTM: Brian Brohm vs. Middle Tennessee, 9/6/07,
401 yds.

Opp: Josh Heupel, Oklahoma, 9/2/5/99, 429 yds.

An individual completed 30+ passes:

UTM: Brian Brohm vs. WVU, 10/15/06, 31

Opp: Andre Woodson, Kentucky, 9/15/07, 30

An individual attempted 40+ passes:

UTM: Brian Brohm vs. Kentucky, 9/15/07, 43

Opp: Andre Woodson, Kentucky, 9/15/07, 44

An individual attempted 50+ passes:

UTM: Dave Ragone vs. TCU, 11/23/01, 50

Opp: Tyler Palko, Pitt, 11/25/06, 50

An individual threw three touchdown passes:

UTM: Brian Brohm vs. Connecticut, 12/2/06, 4

Opp: Andre Woodson, UK, 9/3/06, 3

An individual threw four touchdown passes:

UTM: Brian Brohm vs. Middle Tennessee, 9/6/07,
5

Opp: Andre Woodson, Kentucky, 9/15/07, 4

Receiving

An individual caught eight or more passes:

UTM: Harry Douglas vs. Middle Tennessee,
9/6/07, 8

Opp: Mike Hass, Oregon St., 9/17/05, 9

An individual caught 10 or more passes:

UTM: Harry Douglas vs. Kentucky, 9/15/07, 13

Opp: Derek Kinder, Pitt, 11/25/06, 11

An individual had 100+ receiving yards:

UTM: Harry Douglas vs. Murray St., 8/30/07, 151

Opp: Slaton (156), White (125), WVU, 11/2/06

An individual had 200+ receiving yards:

UTM: Harry Douglas vs. Kentucky, 9/15/07, 223

Opp: Cos Dematteo, UTC, 9/11/99, 207 yds.

Three receiving touchdowns:

UTM: J.R. Russell vs. Miami (OH), 12/18/03, 3

Opp: Cos Dematteo, UTC, 9/11/99, 3

Total Offense

An individual had 300+ yards of total offense:

UTM: Brian Brohm vs. Kentucky, 9/15/07, 359 yds.

Opp: Tyler Palko, Pitt, 11/25/06, 308 yds.

An individual had 400+ yards of total offense:

UTM: Brian Brohm vs. Middle Tennessee, 9/6/07, 426 yds.

Opp: Derek Kinder, Pitt, 11/25/06, 11

Kicking

An extra point was missed:

UTM: Art Carmody vs. Connecticut, 12/3/05

Opp: Kentucky, 9/15/07

An individual made three field goals:

2007 UT MARTIN FOOTBALL

UTM: Art Carmody vs. Middle Tennessee, 9/6/07, 3
Opp: Steven Gustkowski, Memphis, 11/4/04, 3

A 50-yard field goal was made:

UTM: Art Carmody vs. Temple, 9/9/06, 52
Opp: Daniel Kenard, Fla. Atlantic, 10/1/05, 50

A team did not punt:

UTM: vs. Murray State, 8/30/07
Opp: vs. Western Kentucky, 11/4/89

An individual blocked a punt:

UTM: Chad Rimpsey vs. Fla. Atlantic, 10/1/05
Opp: Jacob Tamme, UK, 9/4/05

An individual blocked a field goal:

UTM: Malik Jackson vs. Kansas St., 9/23/06
Opp: Dustin Bell, Houston, 11/22/03

Team

A team rushed for 200 yards:

UTM: 261 vs. Murray St., 8/30/07
Opp: 212 by Cincinnati, 10/14/06

A team rushed for 300 yards:

UTM: 363 vs. Kentucky, 9/3/06
Opp: 318 by .WVU, 11/2/09

A team rushed for less than 100 yards:

UTM: 95 vs. Miami, 9/17/06
Opp: 70 by Pittsburgh, 11/25/06

A team rushed for less than 60 yards:

UTM: 57 vs. Memphis, 11/15/03
Opp: 49 by USF, 11/18/06

A team passed for more than 300 yards:

UTM: 366 vs. Kentucky, 9/15/07
Opp: 328 by Pittsburgh, 11/25/06

A team passed for more than 400 yards:

UTM: 401 vs. Middle Tennessee., 9/6/07
Opp: 446 by UK, 9/4/99

A team passed for less than 100 yards:

UTM: 91 vs. Arizona State, 9/19/92
Opp: 89 by Connecticut, 12/2/06

A team had 400 yards of total offense:

UTM: 467 vs. Kentucky, 9/15/07
Opp: 460, Kentucky, 9/15/07

A team had 500 yards of total offense:

UTM: 570 vs. Connecticut, 12/2/06
Opp: 555 by MTSU, 9/6/07

A team had 600 yards of total offense:

UTM: 401 vs. Middle Tennessee., 9/6/07
Opp: 603 by Memphis, 11/4/04

Game-By-Game Passing

Dexter Anoka	ATT	COMP	INT	PCT	YARDS	TD	LONG	SACK	EFFIC
Southern Miss	23	12	0	52.2	129	0	62	1	99.29
Missouri State	29	19	0	65.5	274	0	55	1	144.88
Central Arkansas	31	17	2	54.8	219	2	40	1	122.33
Austin Peay	29	17	2	58.6	189	2	33	1	122.57
Tennessee Tech	23	11	2	47.8	89	0	19	1	62.94

UT Martin

Rushes	48 (Samford)
Yards Rushing	212 (Samford)
TD Rushes	4 (Missouri State)
Pass Attempts	42 (Central Arkansas)
Pass Completions	24 (Central Arkansas)
Yards Passing	339 (Missouri State)
TD Passes	2 (Jacksonville State)
Total Plays	74 (Missouri State)
Total Offense	542 (Missouri State)
Points	44 (Missouri State)
First Downs	23 (Samford)
Penalties	11 (Missouri State)
Penalty Yards	126 (Missouri State)
Turnovers	3 (Samford)
Interceptions	1 (Eastern Illinois)

Opponent

Rushes	55 (Southern Miss)
Yards Rushing	310 (Southern Miss)
TD Rushes	4 (Central Arkansas)
Pass Attempts	45 (Samford)
Pass Completions	27 (Samford)
Yards Passing	272 (Samford)
TD Passes	3 (Eastern Illinois)
Total Plays	84 (Southern Miss)
Total Offense	435 (Missouri State)
Points	51 (Missouri State)
First Downs	25 (Missouri State)
Penalties	9 (Samford)
Penalty Yards	90 (Jacksonville State)
Turnovers	3 (Eastern Illinois)
Interceptions By	2 (Tennessee Tech)

High

48 (Samford)
212 (Samford)
4 (Missouri State)
42 (Central Arkansas)
24 (Central Arkansas)
339 (Missouri State)
2 (Jacksonville State)
74 (Missouri State)
542 (Missouri State)
44 (Missouri State)
23 (Samford)
11 (Missouri State)
126 (Missouri State)
3 (Samford)
1 (Eastern Illinois)

High

55 (Southern Miss)
310 (Southern Miss)
4 (Central Arkansas)
45 (Samford)
27 (Samford)
272 (Samford)
3 (Eastern Illinois)
84 (Southern Miss)
435 (Missouri State)
51 (Missouri State)
25 (Missouri State)
9 (Samford)
90 (Jacksonville State)
3 (Eastern Illinois)
2 (Tennessee Tech)

Low

24 (Austin Peay)
58 (Austin Peay)
0 (Tennessee Tech)
25 (Tennessee Tech)
12 (Tennessee Tech)
90 (Tennessee Tech)
0 (Tennessee Tech)
55 (Southern Miss)
257 (Southern Miss)
10 (Tennessee Tech)
13 (Austin Peay)
4 (Tennessee Tech)
41 (Tennessee Tech)
1 (Missouri State)

Low

26 (Samford)
30 (Samford)
0 (Tennessee Tech)
18 (Missouri State)
10 (Missouri State)
122 (Southern Miss)
1 (Austin Peay)
66 (Tennessee Tech)
276 (Tennessee Tech)
13 (Tennessee Tech)
16 (Tennessee Tech)
3 (Eastern Illinois)
28 (Missouri State)
0 (Tennessee Tech)
0 (Missouri State)

UT Martin Superlatives

Individual

Longest Rush: 27, Don Chapman vs. Tennessee Tech
Longest Touchdown Rush: 58, Don Chapman at Central Arkansas
Longest Pass: 85, Dexter Anoka at Jacksonville State
Longest Reception: 85, Jessie Burton at Jacksonville State
Longest Kickoff Return: 90, Jessie Burton vs. Tennessee Tech
Longest Punt: 57, Adam Ivey at Eastern Illinois
Longest Punt Return: 34, Jessie Burton at Jacksonville State
Highest Punting Avg: 45.5, Adam Ivey at Central Arkansas
Longest Field Goal: 32, Tom Hansen vs Missouri State
Most Yards Rushing: 140, Don Chapman at Eastern Illinois
Most TD Rushing: 2, Don Chapman and Marcus Dawson vs Missouri State; Dexter Anoka vs. Samford
Most Past Attempts: 31, Dexter Anoka at Central Arkansas
Most Pass Completions: 19, Dexter Anoka vs Missouri State
Most Yards Passing: 274, Dexter Anoka vs Missouri State
Most TD Passes: 2, Dexter Anoka at Central Arkansas, Austin Peay & Jax State
Most Receptions: 8, EJ Daniel and Roren Thomas at Central Arkansas
Most Yards Receiving: 192, EJ Daniel at Central Arkansas; Jessie Burton at Jax St.
Most TD Receptions: 2, EJ Daniel at Central Arkansas; Jessie Burton at Jax St.
Most Field Goals: 3, Tom Hansen vs Missouri State
Most Punts: 8, Adam Ivey at Southern Miss
Most Tackles: 15, Josh Yarbrough at Eastern Illinois
Most Sacks: 1.5, Ray Williams vs. Tennessee Tech
Most Tackles For Loss: 2.5, Josh Yarbrough vs. Tennessee Tech
Most Interceptions: 1, Kevin Rondo vs. Samford

Opponent Superlatives

Individual

Longest Rush: 38, Damion Fletcher at Southern Miss
Longest Touchdown Rush: 58, Don Chapman at Central Arkansas
Longest Pass: 61, Matt Krapfl vs. Missouri State
Longest Reception: 61, Tamar McElvane vs. Missouri State
Longest Kickoff Return: 51, Tory Harrison at Southern Miss
Longest Punt: 55, Britt Barefoot at Southern Miss
Longest Punt Return: 23, Maurice Dupree at Jacksonville State
Highest Punting Avg: 46.5, Britt Barefoot at Southern Miss
Longest Field Goal: 44, Nathan Stokes vs. Missouri State
Most Rushing Attempts: 24, Chris Fletcher at Austin Peay
Most Yards Rushing: 156, Damion Fletcher at Southern Miss
Most TDs Rushing: 4, Brent Grimes at Central Arkansas
Most Pass Attempts: 37, Jefferson Adcock vs. Samford
Most Pass Completions: 20, Nathan Brown at Central Arkansas; Jefferson Adcock vs. Samford
Most Yards Passing: 250, Nathan Brown at Central Arkansas
Most TD Passes: 3, Bodie Reeder at Eastern Illinois
Most Receptions: 8, Jeff Lowery vs. Samford
Most Yards Receiving: 99, Eric Davis vs. Missouri State
Most TD Receptions: 2, Micah Rucker at Eastern Illinois
Most Field Goals: 3, Nathan Stokes vs Missouri State
Most Punts: 7, Justin Kraemer vs. Tennessee Tech
Most Tackles: 13, Jeron Poole vs. Missouri State
Most Sacks: 3.0, Devin Phillips at Jacksonville State
Most Tackles For Loss: 3.0, Sobol at Eastern Illinois
Most Interceptions: 2, Taron Ryce vs. Tennessee Tech

2007 UT Martin Offensive Drive Chart

SOUTHERN MISS

No.	Start	Plays	Yards	Time	End
1	T19	8	74	2:20	Field Goal
2	T20	3	8	1:38	Punt
3	T26	3	(-11)	1:39	Punt
4	T09	6	83	1:58	Field Goal
5	T30	3	6	2:14	Punt
6	T33	7	17	2:38	Punt
7	T43	3	(-2)	0:57	Punt
8	T30	1	0	0:04	Half
9	T20	3	9	2:16	Punt
10	T04	3	0	0:36	Punt
11	T18	7	25	4:38	Punt
12	S45	3	18	0:57	Interception
13	T35	8	65	3:35	Touchdown

MISSOURI STATE

No.	Start	Plays	Yards	Time	End
1	T30	3	2	1:34	Punt
2	T33	12	63	4:33	Field Goal
3	T38	8	62	3:29	Touchdown
4	T40	14	58	6:13	Downs
5	T45	7	42	1:22	Field Goal
6	T37	7	63	3:44	Touchdown
7	T17	3	7	1:16	Punt
8	T33	3	(-9)	1:18	Punt
9	T46	4	54	1:33	Touchdown
10	T37	0	0	0:11	Fumble
11	T23	6	77	2:06	Touchdown
12	T35	4	65	1:05	Touchdown
13	T38	6	47	0:45	Field Goal

CENTRAL ARKANSAS

No.	Start	Plays	Yards	Time	End
1	T25	4	7	0:47	Interception
2	T29	8	44	3:49	Missed FG
3	T24	3	4	1:41	Punt
4	T32	3	(-10)	1:50	Punt
5	T41	10	59	4:48	Touchdown
6	C34	8	34	2:48	Touchdown
7	T38	6	24	2:03	Downs
8	T22	7	78	1:30	Touchdown
9	T18	3	82	13:48	Touchdown
10	T32	10	42	3:42	Interception
11	T19	12	81	3:45	Touchdown

AUSTIN PEAY

No.	Start	Plays	Yards	Time	End
1	T13	10	87	3:19	Touchdown
2	A47	4	9	0:48	Downs
3	A47	4	47	1:39	Touchdown
4	T20	2	1	0:41	Interception
5	T17	3	6	2:08	Punt
6	T30	2	(-6)	1:23	Punt
7	T13	7	20	2:27	Punt
8	T42	3	(-6)	1:40	Punt
9	T22	6	19	2:46	Punt
10	T43	6	11	2:40	Punt
11	T46	8	17	2:53	Downs
12	T07	3	38	0:38	Interception

TENNESSEE TECH

No.	Start	Plays	Yards	Time	End
1	TT10	0	0	0:12	Touchdown
2	T23	1	0	0:16	Interception
3	T12	4	16	1:42	Punt
4	T23	8	51	4:19	Fumble
5	T20	14	42	5:16	Punt
6	T36	14	49	5:02	Field Goal
7	T50	0	0	0:00	End of Half
8	T44	8	14	3:26	Punt
9	T20	3	(-2)	1:50	Punt
10	T01	19	79	9:14	Downs
11	T20	3	0	0:22	Interception

JACKSONVILLE STATE

No.	Start	Plays	Yards	Time	End
1	T12	5	5	1:51	Punt
2	J45	5	15	1:45	Missed FG
3	T13	9	49	4:07	Punt
4	T44	2	14	0:47	Fumble
5	T22	3	6	0:55	Interception
6	T38	9	35	4:34	Field Goal
7	T45	3	55	0:15	Touchdown
8	T31	6	7	3:26	Punt
9	T20	6	19	2:40	Punt
10	T07	6	93	1:48	Touchdown
11	T07	3	93	1:02	Touchdown
12	T11	3	9	2:18	Punt
13	T19	7	50	1:35	Missed FG

SAMFORD

No.	Start	Plays	Yards	Time	End
1	S21	3	21	0:55	Touchdown
2	T20	6	21	2:57	Punt
3	S35	5	35	2:04	Touchdown
4	T31	5	15	2:48	Punt
5	T15	10	66	3:53	Field Goal
6	T50	1	50	0:09	Touchdown
7	T41	3	2	1:58	Punt
8	T32	7	68	2:18	Touchdown
9	T26	15	68	7:41	Fumble
10	T39	14	61	7:11	Fumble
11	T35	3	4	1:17	Interception
12	S42	1	4	0:08	End of Half

EASTERN ILLINOIS

No.	Start	Plays	Yards	Time	End
1	T23	4	20	2:54	Punt
2	T21	5	79	2:15	Touchdown
3	T20	3	5	1:30	Punt
4	T41	3	4	1:33	Punt
5	T38	8	62	3:19	Touchdown
6	T38	7	40	2:47	Interception
7	E44	9	44	5:15	Touchdown
8	E45	3	3	1:35	Punt
9	T25	3	9	1:38	Punt
10	T25	0	0	0:00	Fumble
11	T20	3	(-10)	1:55	Punt
12	T26	8	58	3:55	Field Goal
13	T20	11	79	1:27	End of Half

2007 UT Martin Numerical Roster

No	Name	Pos.	Ht.	Wt.	Yr.	Exp.	Birthdate	Hometown(Previous School)
1	Don Chapman	RB	5-10	235	Sr.	3L	11/14/85	Marietta, Ga. (Osoborne HS)
2	Josh Chapman	RB	6-0	215	Jr.	2L	11/07/85	Atlanta, Ga. (Mt. Zion HS)
3	Jamarcus Williams	WR	6-3	218	Fr.	HS	03/18/89	Charleston, Mo. (Charleston HS)
4	Dexter Anoka	QB	5-10	165	So.	1L	05/14/86	Atlanta, Ga. (Banneker HS)
5	Andrew Johnson	LB	6-2	185	Sr.	2L	03/31/85	Cincinnati, Ohio (Winton Woods HS)
6	EJ Daniel	WR	5-11	191	Jr.	1L	12/28/85	Brundidge, Ala. (Louisville)
7	Greg Preston	QB	6-4	220	So.	1L	10/07/86	Taylor Mill, Ky. (Dixie Heights HS)
8	Anthony Johnson	WR	6-2	175	Jr.	2L	03/31/85	Cincinnati, Ohio (Winton Woods HS)
9	Roren Thomas	WR	6-0	170	So.	1L	09/21/87	St. Louis, Mo. (Solden International Studies)
10	Clarence Pendleton	DB	5-10	175	Jr.	SQ	10/09/86	Wesson, Miss. (Copiah-Lincoln CC)
11	Marcus Dawson	TB	6-0	235	Sr.	1L	08/24/83	Cincinnati, Ohio (Ellsworth CC)
12	Cade Thompson	QB	6-2	188	So.	SQ	12/09/86	Maryville, Tenn. (South Carolina)
13	Leron Johnson	ATH	5-10	160	Fr.	HS	05/09/89	Alamo, Tenn. (Crockett County HS)
14	Dontrell Miller	DB	5-10	180	So.	1L	06/26/88	Demopolis, Ala. (Demopolis HS)
15	James Pritchard	QB	6-3	200	Sr.	1L	10/12/84	Duluth, Ga. (Snow College)
16	Jabary Gipson	WR	6-1	180	RJr.	SQ	01/07/86	Ridgeland, Miss. (Hinds CC)
17	Adrian Pruitt	LB	6-0	220	Jr.	2L	06/18/86	Covington, Tenn. (Covington HS)
18	Josh Frohock	LB	6-1	222	Fr.	HS	05/02/88	Franklin, Tenn. (Franklin HS)
19	Brandon Springer	LB	6-2	185	Fr.	HS	01/05/88	Tiptonville, Tenn. (Lake County HS)
20	Jessie Burton	WR	5-10	185	Sr.	1L	07/11/85	McComb, Miss. (South West CC)
21	Anthony Ivy	CB	6-0	190	Jr.	2L	11/20/85	St. Louis, Mo. (Webster Groves HS)
22	Dante Harrold	DB	5-11	170	Jr.	2L	10/19/86	St. Louis, Mo. (Affton HS)
23	Marcus Arrington	CB	5-11	185	Sr.	1L	03/23/85	Heidelberg, Miss. (East Central CC)
25	Bryson Lewis	DB	6-1	185	Fr.	HS	08/16/89	Jackson, Tenn. (Jackson Central Merry HS)
26	Jordan Cain	DB/LS	6-3	180	Jr.	SQ	05/03/85	Dunlap, Tenn. (Sequatchie County HS)
27	Bryant Craig	DB	6-2	175	So.	1L	09/09/87	Memphis, Tenn. (Craigmont HS)
28	Markei Guy	CB	5-10	180	So.	1L	10/01/87	Martin, Tenn. (Westview HS)
29	Gerald Guffin	RB	5-10	180	RFr.	SQ	07/17/87	Bartlett, Tenn. (Bolton HS)
30	Kyron Malone	FB	5-10	215	So.	HS	7/11/87	Gallatin, Tenn. (Gallatin HS)
31	Tyree Ford	CB	5-7	170	Fr.	HS	09/15/87	Nashville, Tenn. (Brentwood Acad.)
32	Jarvis Perry	RB	6-2	230	Fr.	HS	02/06/89	Alamo, Tenn. (Crockett County HS)
34	Brandyn Young	RB	5-11	205	So.	SQ	04/27/87	Stone Mountain, Ga. (South Carolina)
35	Trace McDermott	RB	6-0	195	Fr.	HS	01/30/89	Athens, Tenn. (McMinn County HS)
36	Erick Daniel	DB	5-10	175	Fr.	HS	11/09/88	Fairfield, Ala. (Fairfield HS)
37	Jordan Pritchett	CB	5-10	170	RFr.	SQ	05/27/87	Franklin, Tenn. (Franklin HS)
38	Josh Bey	LB	6-1	210	Fr.	HS	11/02/88	Springfield, Tenn. (Springfield HS)
39	Tom Hansen	K	5-10	175	Jr.	SQ	02/28/87	Powell, Tenn. (Purdue)
40	Tirrdell Byrd	DE	6-0	255	Jr.	2L	10/08/86	Cincinnati, Ohio (Colerain HS)
41	Quinton Groves	OL/FB	6-0	275	Fr.	HS	04/20/89	Madison, Tenn. (Goodpasture Christian HS)
42	Craig Worthen	DE	6-2	220	Jr.	2L	08/05/85	Cincinnati, Ohio (Winton Woods HS)
43	Lashaun Johnson	ATH	5-11	165	Fr.	HS	05/09/89	Alamo, Tenn. (Crockett County HS)
44	Adam Ivey	K/P	6-0	205	Jr.	2L	10/23/84	Mayfield, Ky. (Mayfield HS)
45	Josh Yarbrough	LB	6-2	235	Sr.	1L	02/08/85	Oakdale, Calif. (Reedley College)
46	Marty Shisler	FB	6-1	255	Jr.	2L	02/22/87	Lakeland, Tenn. (Cordova HS)
47	Chip Martin	LS	6-0	215	Jr.	SQ	10/23/86	Oxford, Miss. (Itawamba CC)
48	Kevin Rondo	DB	5-10	180	Sr.	3L	05/01/86	Columbus, Ohio (Columbus West HS)

Alphabetical Roster


No.	Name	Pos.
86	Jamaal Akbar	WR
4	Dexter Anoka	QB
23	Marcus Arrington	C
79	Kevin Bannon	OL
38	Josh Bey	LB
51	Roscoe Bratton	LB
80	Jeremy Buchanan	TE
20	Jessie Burton	WR
40	Tirrdell Byrd	DE
26	Jordan Cain	DB/LS
57	Aaron Carney	LB
84	Christian Carpenter	WR
1	Don Chapman	RB
2	Josh Chapman	RB
99	Earnest Claridy	DT
52	Josh Cody	LB
95	Brandon Cox	DT
27	Bryant Craig	DB
6	EJ Daniel	WR
36	Erick Daniel	DB
60	T.J. Daniel	OL
72	Jovon Davis	OL
11	Marcus Dawson	TB
65	Tyler DeJarnatt	OL
85	Stephen Ellison	TE
61	Darren Fizer	OL
31	Tyree Ford	CB
18	Josh Frohock	LB
49	Erick Gasiiecki	K
73	Joe Gibbs	OL
16	Jabary Gipson	WR
93	Jerrold Grace	DT
41	Quinton Groves	FB
29	Gerald Guffin	RB
28	Markei Guy	CB
77	Adam Hansen	OL
39	Tom Hansen	K
22	Dante Harrold	DB
83	Joe Hook	P
70	Rodney Irvin	OL
44	Adam Ivey	K/P
21	Anthony Ivy	CB
5	Andrew Johnson	LB
8	Anthony Johnson	WR
13	Leron Johnson	ATH

No	Name	Pos.	Ht.	Wt.	Yr.	Exp.	Birthdate	Hometown(Previous School)
51	Roscoe Bratton	LB	6-2	220	Jr.	SQ	11/11/85	Cincinnati, Ohio (Winton Woods HS)
52	Josh Cody	LB	6-2	242	Fr.	HS	12/24/88	St. Louis, Mo. (Lutheran North HS)
54	Billy Krause	OL	6-2	285	Sr.	3L	01/24/85	Crossville, Tenn. (Hargrave Military Acad.)
55	Nate Wilson	DE	6-3	245	Jr.	2L	12/24/86	Clarksville, Tenn. (Northeast HS)
57	Aaron Carney	LB	6-2	205	RFr.	SQ	10/02/87	Brownsville, Tenn. (Haywood County HS)
58	Trey Toles	OL	6-1	225	Jr.	SQ	06/06/87	Oxford, Miss. (Northwest CC)
59	Roderick Whitaker	LB	6-1	215	RFr.	RS	01/26/88	Mt. Pleasant, Tenn. (Mt. Pleasant HS)
60	T.J. Daniel	OL	6-1	250	Jr.	SQ	06/14/86	Bradyville, Tenn. (Cannon County HS)
61	Darren Fizer	OL	5-11	275	RFr.	SQ	06/03/87	Charlotte, Tenn. (Creekwood HS)
62	Justin Weaver	OL	6-0	240	RJr.	2L	09/04/86	Bolivar, Tenn. (Bolivar Central HS)
63	Nick O'Rick	OL	6-4	310	RSo.	1L	12/16/86	Mt. Juliet, Tenn. (Mt. Juliet HS)
65	Tyler DeJarnatt	OL	6-1	260	RJr.	1L	09/27/85	Clearwater, Fla. (Clearwater Central Catholic HS)
70	Rodney Irvin	OL	6-3	295	Fr.	HS	12/16/88	Nashville, Tenn. (Hillsboro HS)
72	Jovon Davis	OL	6-4	330	RSo.	1L	02/20/87	Cincinnati, Ohio (Winthron International)
73	Joe Gibbs	OL	6-5	258	So.	1L	03/23/88	Brilliant, Ala. (Brilliant HS)
75	Taz Tillery	OL	6-2	280	Fr.	HS	05/20/89	Russellville, Ala. (Russellville HS)
77	Adam Hansen	OL	6-4	305	Sr.	3L	03/21/86	Brentwood, Tenn. (Brentwood HS)
78	Matt Vallee	OL	6-4	295	Fr.	HS	04/17/89	Dresden, Tenn. (Dresden HS)
79	Kevin Bannon	OL	6-3	275	Jr.	2L	08/10/87	Wentzville, Mo. (Wentzville Holt HS)
80	Jeremy Buchanan	TE	6-4	250	Fr.	HS	02/06/89	Antioch, Tenn. (Antioch HS)
81	Linzy Patterson	TE	6-4	240	Jr.	SQ	11/15/84	Amory, Miss. (Itawamba CC)
83	Joe Hook	P	6-0	167	Fr.	SQ	09/23/88	Cincinnati, Ohio (Moeller HS)
84	Christian Carpenter	WR	6-2	242	Fr.	SQ	03/15/89	Memphis, Tenn. (Briarcrest Christian)
85	Stephen Ellison	TE	6-3	200	RSo.	1L	07/03/87	Cincinnati, Ohio (Walnut HS)
86	Jamaal Akbar	WR	6-0	195	Sr.	3L	07/31/85	Cincinnati, Ohio (Winton Woods HS)
87	Brian Kissell	WR	5-9	165	Sr.	2L	09/19/85	Troy, Tenn. (Obion County Central HS)
88	Jay Robinson	WR	6-3	200	RSo.	SQ	11/27/86	Wetumpka, Ala. (Middle Tennessee State)
90	Chris Murray	DE	6-2	235	Fr.	HS	02/03/88	Memphis, Tenn. (G.W. Carver HS)
91	Chidi Oteh	DT	6-3	315	RSo.	SQ	08/19/87	Clayton, Mo. (Clayton HS)
92	Ray Williams	DT	6-1	280	Jr.	2L	09/16/86	Demopolis, Ala. (Demopolis HS)
93	Jerrold Grace	DT	6-1	305	Jr.	SQ	12/09/83	Jackson, Miss. (Holmes CC)
94	Ray Teamer	DT	6-2	260	Fr.	HS	11/28/88	Covington, Tenn. (Covington HS)
95	Brandon Cox	DT	6-1	296	So.	SQ	08/06/87	Memphis, Tenn. (Fairly HS)
97	Karlos Jones	DT	6-2	250	Fr.	HS	02/01/89	Athens, Ala. (Athens HS)
99	Earnest Claridy	DT	6-1	280	Fr.	HS	01/26/88	Lake City, Fla. (Columbia HS)

No.	Name	Pos.
43	Leshawn Johnson	ATH
97	Karlos Jones	DT
87	Brian Kissell	WR
54	Billy Krause	OL
25	Bryson Lewis	DB
30	Kyron Malone	FB
47	Chip Martin	LS
35	Trace McDermott	RB
14	Dontrell Miller	DB
90	Chris Murray	DE
63	Nick O'Rick	OL
91	Chidi Oteh	DT
81	Linzy Patterson	TE
10	Clarence Pendleton	DB
32	Jarvis Perry	RB
7	Greg Preston	QB
15	James Pritchard	QB
37	Jordan Pritchett	CB
17	Adrian Pruitt	LB
88	Jay Robinson	WR
48	Kevin Rondo	DB
46	Marty Shisler	FB
19	Brandon Springer	LB
94	Raymond Teamer	DT
9	Roren Thomas	WR
12	Cade Thompson	QB
75	Taz Tillery	OL
58	Trey Toles	OL
78	Matt Vallee	OL
62	Justin Weaver	OL
59	Roderick Whitaker	LB
3	Jamarcus Williams	DT
92	Ray Williams	DT
55	Nate Wilson	DE
42	Craig Worthen	DE
45	Josh Yarbrough	LB
34	Brandyn Young	RB

Game No. 1

 **UT Martin** 13

 **Southern Miss** 35

Carlisle-Faulkner Field at the Rock/ Hattiesburg, MS
Saturday, Sept. 1, 2007/ 29,253

<u>Score By Quarters</u>	<u>1</u>	<u>2</u>	<u>3</u>	<u>4</u>	<u>-- F</u>
UT Martin	3	3	0	7	13
Southern Miss	0	14	14	7	35

Scoring Summary

First Quarter

UTM -- Tom Hansen 24-yard field goal, 12:40

Second Quarter

UTM -- Tom Hansen 25-yard field goal, 14:13

USM -- Jeremy Young 1-yard run (Estes kick), 10:55

USM -- Chris Johnson 14-yard run (Estes kick), 5:22

Third Quarter

USM -- Damion Fletcher 4-yard run (Estes kick), 13:47

USM -- Marcus Raines 1-yard run (Estes kick), 6:19

Fourth Quarter

USM -- Chris Johnson 3-yard pass from Young (Estes kick), 11:44

UTM -- Marcus Dawson 3-yard run (Hansen kick), 5:21

Team Statistics

	<u>UTM</u>	<u>USM</u>
First Downs	15	25
Yards Rushing	72	310
Yards Passing	185	122
Cmp-Att-I	18-31-1	12-29-0
Total Yards	257	432
Fumbles: Number-Lost	1-0	2-1
Penalties: Number-Yards	6-49	5-65
Punts	8-38.6	4-46.5
Possession Time	25:58	34:02
Sacks By: Number-Yards	1-6	1-7


RUSHING: UT Martin -- Burton 1-31; D. Chapman 12-20; Young 2-9; J. Chapman 3-7; Dawson 1-3; Anoka 5-2; **Southern Miss** -- Fletcher 19-156; Young 8-55; Floyd 9-43; Harrison 12-39; Johnson 1-14; Raines 3-8; Barton 1-2; Team1-minus 1; Reaves 1-minus 6.

PASSING: UT Martin -- Anoka 12-23-0-129; Thompson 6-8-1-56; Southern Miss -- Young 11-26-0-115; Reaves 1-3-0-7.

RECEIVING: UT Martin -- Josh Chapman 3-28, Jssie Burton 2-66, Jamaal Akbar 2-28, Joe Gibbs 2-18, EJ Daniel 1-13, Bryson Lewis 1-7, Brandyn Young 1-6, Roren Thomas 1-5, Brian Kissell 1-4, Linzy Patterson 1-4, Don Chapman 1-3, LeRon Chapman 1-2, Trace McDermott 1-1; **Southern Miss** -- Torris Magree 5-56, Chris Johnson 2-36, Johdrick Morris 2-19, Shawn Nelson 1-8, Chris Rhoden 1-7, Damion Fletcher (-4).

Game No. 2

 **Missouri State** 51

 **UT Martin** 44

H.K. Grantham Field at Hardy M. Graham Stadium/ Martin, TN
Thursday, Sept. 6, 2007/ 5,994

<u>Score By Quarters</u>	<u>1</u>	<u>2</u>	<u>3</u>	<u>4</u>	<u>-- F</u>
Missouri State	17	7	10	17	51
UT Martin	3	10	7	24	44

Scoring Summary

First Quarter

MSU -- Matt Krapfl 6-yard run (Stokes kick), 13:36

MSU -- Tamark McElvane 61-yard pass from Krapfl (Stokes kick), 11:52

UTM -- Tom Hansen 17-yard field goal, 7:10

MSU -- Nathan Stokes 23-yard field goal, 1:56

Second Quarter

UTM -- Don Chapman 2-yard run (Hansen kick), 13:17

MSU -- Cody Kirby 11-yard run (Stokes kick), 11:12

UTM -- Tom Hansen 29-yard field goal, 1:12

Third Quarter

UTM -- Marcus Dawson 1-yard run (Hansen kick), 11:04

MSU -- Nathan Stokes 30-yard field goal, 8:45

MSU -- Eric Davis 20-yard pass from Krapfl (Stokes kick), 4:46

Fourth Quarter

MSU -- Nathan Stokes 44-yard field goal, 14:11

UTM -- Don Chapman 5-yard run (Hansen kick failed), 12:30

MSU -- Gerald Davis 5-yard run (Stokes kick), 9:59

UTM -- Marcus Dawson 1-yard run (Daniel pass from Anoka), 5:37

MSU -- Cody Kirby 6-yard run (Stokes kick), 2:58

UTM -- Roren Thomas 5-yard pass from Greg Preston (Hansen kick), 1:44

UTM -- Tom Hansen 32-yard field goal, 0:55

Team Statistics



	<u>MSU</u>	<u>UTM</u>
First Downs	25	23
Yards Rushing	244	203
Yards Passing	191	339
Cmp-Att-I	10-18-0	22-33-0
Total Yards	435	542
Fumbles: Number-Lost	0-0	4-1
Penalties: Number-Yards	6-28	11-126
Punts	2-31.5	3-37.0
Fumble Returns: Number-Yds-TD	0-0-0	0-0-0
Possession Time	29:31	30:29
Third-Down Conversions	6 of 13	5 of 13

RUSHING: Missouri State -- Gerald Davis 19-83, Kingjack Washington 12-80, Cody Kirby 5-53, Stephen Johnston 5-16, Matt Krapfl 6-9, Nathan Stokes 1-6, Team 3-(-3); **UT Martin** -- Don Chapman 23-111, Dexter Anoka 9-56, Jessie Burton 1-19, Josh Chapman 4-12, Marcus Dawson 4-4.

PASSING: Missouri State -- Matt Krapfl 5-10-0-140, Cody Kirby 5-8-0-51. **UT Martin** -- Dexter Anoka 19-29-0-274, Preston 3-4-0-65.

Receiving -- **Missouri State** -- Eric Davis 5-99, Tamark McElvane 2-71, Clay Harbor 1-10, Jeremy Nicholson 1-9, Gerald Davis 1-2; **UT Martin** -- Jamaal Akbar 6-142, EJ Daniel 6-87, Roren Thomas 3-42, Linzy Patterson 2-25, Jessie Burton 2-19, Brandyn Young 1-18, Don Chapman 1-4, Josh Chapman 1-2.

Game No. 3

 UT Martin	34
 Central Arkansas	48

Estes Stadium/ Conway, AR
Saturday, Sept. 15, 2007/ 10,837

<u>Score By Quarters</u>	<u>1</u>	<u>2</u>	<u>3</u>	<u>4</u>	<u>-- F</u>
UT Martin	0	6	14	14	34
Central Arkansas	14	13	7	14	48

Scoring Summary

First Quarter

- UCA -- Brent Grimes 1-yard run (Duhon kick), 9:54
- UCA -- Preston Echols 26-yard pass from Brown (Duhon kick), 8:56

Second Quarter

- UCA -- Brent Grimes 1-yard run (Duhon kick failed), 10:02
- UCA -- Willie Landers 49-yard pass from Brown (James kick), 5:39
- UTM -- Marcus Dawson 1-yard run (Hansen kick failed), 0:40

Third Quarter

- UTM -- EJ Daniel 3-yard pass from Anoka (Hansen kick), 12:04
- UCA -- Brent Grimes 4-yard run (James kick), 9:26
- UTM -- EJ Daniel 18-yard pass from Anoka (Hansen kick), 4:08

Fourth Quarter

- UTM -- Don Chapman 58-yard run (Hansen kick), 13:48
- UCA -- Brent Grimes 2-yard run (James kick), 10:26
- UCA -- Jarrod Dale 96-yard interception return (James kick), 6:39
- UTM -- Trace McDermott 3-yard run (Hansen kick), 2:49

Team Statistics



<u>Team Statistics</u>	<u>UTM</u>	<u>UCA</u>
First Downs	23	24
Yards Rushing	165	166
Yards Passing	315	250
Cmp-Att-I	24-42-2	20-23-0
Total Offense Yards	480	416
Fumbles: Number-Lost	0-0	0-0
Penalties: Number-Yards	7-72	5-51
Punts	2-45.5	3-36.7
Fumble Returns: Number-Yds-TD	0-0-0	0-0-0
Possession Time	28:41	31:19
Third-Down Conversions	3 of 13	10 of 13

RUSHING: UT Martin -- D. Chapman 13-104; Anoka 8-32; Dawson 6-21; McDermott 3-8; Thompson 1-0; **Central Arkansas** -- Grimes 22-86; Ceaser 10-34; Marks 4-26; Brown 4-13; Logan 1-3; Ware 1-3; Brown 2-1; Team 1-0; McNeal 1-0.

PASSING: UT Martin -- Anoka 17-31-2-219; Thompson 5-6-0-55; Preston 2-5-0-41; **Central Arkansas** -- Brown 20-23-0-250.

RECEIVING: UT Martin -- Daniel 8-151; Thomas 8-103; D. Chapman 3-19; Akbar: 2-14; Young 1-12; L, Johnson 1-10; Buchanan 1-6; **Central Arkansas** -- Echols 5-77; McNeal 4-48; Grimes 3-30; Landers 2-56; Branson 2-15; Kennemer 2-13; Ware 1-7; Twilley 1-4.

Game No. 4

 UT Martin	14
 Austin Peay	17

Governors Stadium/ Clarksville, TN
Saturday, Sept. 22, 2007/ 6,147

<u>Score By Quarters</u>	<u>1</u>	<u>2</u>	<u>3</u>	<u>4</u>	<u>-- F</u>
UT Martin	14	0	0	0	14
Austin Peay	0	3	14	0	17

Scoring Summary

First Quarter

- UTM -- Linzy Patterson 4-yard pass from Dexter Anoka (Tom Hansen kick), 11:41

UTM

- Roren Thomas 8-yard pass from Anoka (Hansen kick), 2:56

Second Quarter

- APSU -- Isaac Ziolkowski 43-yard field goal (Tom H

Third Quarter

- APSU -- Adrian Mines 21-yard pass from Mark Cunningham (Ziolkowski kick), 8:08
- APSU -- Cunningham 1-yard run (Ziolkowski kick), 0:36

Team Statistics

<u>Team Statistics</u>	<u>UTM</u>	<u>APSU</u>
First Downs	13	19
Yards Rushing	24-58	48-162
Yards Passing	203	185
Cmp-Att-I	20-34-2	16-28-0
Total Offense Yards	261	347
Fumbles: Number-Lost	0-0	0-0
Penalties: Numbers-Yards	6-58	5-51
Punts	6-38.2	3-37.7
Fumble Returns: Number-Yds-TD	0-0-0	0-0-0
Possession Time	23:22	36:38
Third-Down Conversions	5 of 14	4 of 15

RUSHING: UT Martin -- Don Chapman 14-46, Dexter Anoka 4-8, Marcus Dawson 2-4, Roren Thomas 1-4, Tace McDermott 3-(-4); **Austin Peay** -- Chris Fletcher 24-107, Spencer Gulmire 8-39, Otis Spivey 10-37, Jeff Lyle 2-2, Team 1-(-4), Mark Cunningham 3-(-19).

PASSING: UT Martin -- Dexter Anoka 17-29-2-189, Cade Thompson 3-5-0-14; **Austin Peay** -- Mark Cunningham 14-24-0-175, Trent Caffee 2-4-0-10.

RECEIVING: UT Martin -- Jamaal Akbar 6-84, Roren Thomas 6-47, Linzy Patterson 3-17, EJ Daniel 2-27, LeRon Johnson 2-25, Trace McDermott 1-3; **Austin Peay** -- Lanis Frederick 5-91, Jeff Lyle 4-24, Adrian Mines 2-25, Jack Hoeh 1-18, Otis Spivey 1-13, Darryl Miller 1-6, Chris Fletcher 1-5, Spencer Gulmire 1-3.

Game No. 5 Tennessee Tech 13 UT Martin 10H.K. Grantham Field at Hardy M. Graham Stadium/ Martin, TN
Thursday, Sept. 27, 2007/ 2,188

<u>Score By Quarters</u>	<u>1</u>	<u>2</u>	<u>3</u>	<u>4</u>	<u>-- F</u>
Tennessee Tech	0	10	3	0	13
UT Martin	7	3	0	0	10

Scoring SummaryFirst Quarter

UTM -- Jessie Burton 90-yard kickoff return (Tom Hansen kick), 14:48

Second Quarter

Tech -- Justin Kraemer 40-yard field goal, 6:40

UTM -- Tom Hansen 31-yard field goal, 1:31

Tech -- Matt Solima 5-yard pass from Josh Lowry (Kraemer kick), 0:02

Third Quarter

Tech -- Justin Kraemer 34-yard field goal, 10:37

Team Statistics

	<u>Tech</u>	<u>UTM</u>
First Downs	16	19
Yards Rushing	143	179
Yards Passing	133	90
Cmp-Att-I	16-29-0	12-25-2
Total Yards	276	269
Fumbles: Number-Lost	0-0	1-1
Penalties: Number-Yards	4-35	4-41
Punts	7-46.3	4-45.2
Fumble Returns: Number-Yds-TD	0-0-0	0-0-0
Possession Time	28:02	31:58
Third-Down Conversions	6 of 16	6 of 16

RUSHING: Tennessee Tech -- Derek White 23-115, Henry Sailes, 3-23, Corey Didier 1-9, Daniel Jackson 1-5, Derian Waters 1-(-1), Josh Lowery 6-(-2), Team 2 (-6).**UT Martin** -- Don Chapman 27-97, Marcus Dawson 9-44, Dexter Anoka 9-37, Josh Chapman 1-3, Jessie Burton 1-1, LeRon Johnson 1- (-3).**PASSING: Tennessee Tech** -- Josh Lowery 16-28-0-133; Cass Barnes 0-1-0-0.**UT Martin** -- Dexter Anoka 11-23-2-89, Cade Thompson 1-2-0-1.**RECEIVING: Tennessee Tech** -- Larry Shipp 4-51, Derek White 4-34, Henry Sailes 2-15, Matt Solima 2-9, Steven Brown 1-9, Ryan Nichols 1-8, Daniel Jackson 1-7, Derrian Waters 1-0; **UT Martin** -- EJ Daniel 4-36, Josh Chapman 3-13, Jamaal Akbar 2-16, Jeremy Buchanan 1-14, Jay Robinson 1-6, Linzy Patterson 1-5.**Game No. 6** UT Martin Jacksonville StatePaul Snow Memorial Stadium/Jacksonville, Ala.
Thursday, Oct. 4, 2007/ 5,982

<u>Score By Quarters</u>	<u>1</u>	<u>2</u>	<u>3</u>	<u>4</u>	<u>-- F</u>
UT Martin	0	10	0	14	24
Jacksonville State	0	14	3	10	27

Scoring SummarySecond Quarter

JSU -- Kenny Walker 35-yard interception return (Gavin Hallford kick), 6:54

UTM -- Tom Hansen 44-yard field goal, 2:22

JSU -- Cedric Johnson 1-yard run (Hallford kick), 0:25

UTM --- Jessie Burton 40-yard pass from Dexter Anoka (Hansen kick), 0:00

Third Quarter

JSU -- Gavin Hallford 20-yard field goal, 5:08

Fourth Quarter

UTM --- Marcus Dawson 1-yard run (Hansen kick), 12:53

JSU --- Gavin Hallford 27-yard field goal, 9:33

UTM --- Jessie Burton 40-yard pass from Dexter Anoka (Hansen kick), 8:25

JSU --- Taurean Rhetta 8-yard pass from Cedric Johnson (Hallford kick), 1:46

Team Statistics

	<u>UTM</u>	<u>JSU</u>
First Downs	18	19
Yards Rushing	144	179
Yards Passing	285	227
Cmp-Att-I	12-25-1	15-29-0
Total Yards	429	406
Fumbles: Number-Lost	2-1	1-0
Penalties: Number-Yards	5-45	9-90
Punts	5-38.8	6-41.7
Fumble Returns: Number-Yds-TD	0-0-0	0-0-0
Possession Time	27:36	32:24
Third-Down Conversions	9 of 17	7 of 17

RUSHING: UT Martin -- Don Chapman 16-71, Trace McDermott 6-38, Jamaal Akbar 3-34, Jessie Burton 1-9, Roren Thomas 1-6, Brandyn Young 2-5, Marcus Dawson 1-1, Dexter Anoka 7-(-2), Cade Thompson 2-(-18). **Jacksonville State** -- Daniel Jackson 13-55, Anthony Jones 12-51, Cedric Johnson 7-46, Shawn Green 6-20, Ronald Murray 3-9, Alphons Freeney 1-3, Team 1-0, Taurean Rhetta 1-(-5).**PASSING: UT Martin** -- Dexter Anoka 8-15-0-226, Cade Thompson 4-10-1-59.**Jacksonville State** -- Cedric Johnson 15-27-0-227, Matt Hardin 0-1-0-0; Team 0-1-0-0.**RECEIVING: UT Martin** -- Jessie Burton 4-192, Jamaal Akbar 3-31, Roren Thomas 2-34, Linzy Patterson 2-10, Trace McDermott 1-9. **Jacksonville State** -- Josh Moten 4-50, Derrick Harris 2-72, Anthony Jones 2-35, Daniel Jackson 2-32, Taurean Rhetta 2-19, James Wilkerson 2-16, Eric Johns 1-3.

Game No. 7
 **Samford** 21

 **UT Martin** 31

H.K. Grantham Field at Hardy M. Graham Stadium/ Martin, TN
Saturday, Oct. 13, 2007/ 6,167

<u>Score By Quarters</u>	<u>1</u>	<u>2</u>	<u>3</u>	<u>4</u>	<u>-- F</u>
Samford	0	0	0	21	21
UT Martin	14	10	7	0	31

Scoring Summary**First Quarter**

UTM -- Dexter Anoka 1-yard run (Tom Hansen kick), 11:26
UTM -- Anoka 11-yard run (Hansen kick) 1:37

Second Quarter

UTM -- Tom Hansen 35-yard field goal, 4:34
UTM -- Jessie Burton 50-yard pass from Anoka (Hansen kick), 3:20

Third Quarter

UTM -- Don Chapman 16-yard run (Hansen kick), 12:34

Fourth Quarter

SAM -- J. Lowery 6-yard pass from J. Adcock (Mark Prevost kick), 4:06
SAM -- Adrian Bradley 1-yard run (Jeff Moore pass from Dante Williams), 1:10
SAM -- Moore 25-yard pass from Williams (Prevost kick), 0:14

Team Statistics

	<u>SAM</u>	<u>UTM</u>
First Downs	18	23
Yards Rushing	30	212
Yards Passing	272	173
Cmp-Att-I	27-45-1	14-24-1
Total Yards	302	385
Fumbles: Number-Lost	2-0	2-2
Penalties: Number-Yards	9-84	9-79
Punts	6-41.3	3-39.3
Fumble Returns: Number-Yds-TD	0-0-0	0-0-0
Possession Time	26:21	33:39
Third-Down Conversions	3 of 14	9 of 16

RUSHING: Samford -- Chris Evans 10-24, Alex Barnett 6-14, Adrian Bradley 4-9, J. Adcock 2-5, Marcus Rice 1-(-3), Dante Williams 2-(-5), Tyler Baker 1-(-14). **UT Martin** -- Don Chapman 24-113, Trace McDermott 7-40, Marcus Dawson 5-25, Jessie Burton 1-20, Dexter Anoka 6-15, James Pritchard 1-1, Josh Chapman 3-(-1), Team 1-(-1).

PASSING: Samford -- Jefferson Adcock 20-37-1-192, Dante Williams 7-7-0-80, Team 0-1-0-0. **UT Martin** -- Dexter Anoka 10-17-0-123, Cade Thompson 4-6-0-50.

RECEIVING: Samford -- Jeff Moore 8-124, J. Lowery 8-62, Joe Jones 5-45, Michael Deen 2-26, Marcus Rice 2-10, Adrian Bradley 1-4, David Lee 1-1; **UT Martin** -- Jessie Burton 4-66, Linzy Patterson 2-19, E.J. Daniel 2-16, Don Chapman 2-14, Roren Thomas 1-22, Trace McDermott 1-22, LeRon Johnson 1-9, Brandyn Young 1-5.

Game No. 8
 **UT Martin** 23

 **Eastern Illinois** 29

O'Brien Stadium/ Charleston, Ill
Saturday, Oct. 20 2007/ 8,151

<u>Score By Quarters</u>	<u>1</u>	<u>2</u>	<u>3</u>	<u>4</u>	<u>-- F</u>
UT Martin	6	7	7	3	23
Eastern Illinois	7	0	7	15	29

Scoring Summary**First Quarter**

UTM -- Roren Thomas 24-yard pass from Dexter Anoka (Tom Hansen kick failed), 6:49

EIU -- Micah Rucker 5 yard pass from Bodie Reeder (Wilke kick), 1:40

Second Quarter

UTM -- Don Chapman 25-yard run (Hansen kick), 4:30

Third Quarter

UTM -- Marcus Dawson 1-yard run (Hansen kick), 9:35
EIU -- Rucker 17-yard pass from Reeder (Wilke kick), 2:49

Fourth Quarter

EIU -- Campanella 11-yard pass from Reeder (Wilke kick), 11:19

Team Statistics

	<u>UTM</u>	<u>EIU</u>
First Downs	22	21
Yards Rushing	169	149
Yards Passing	204	193
Cmp-Att-I	21-29-1	18-27-1
Total Yards	373	342
Fumbles: Number-Lost	1-1	2-2
Penalties: Number-Yards	6-49	3-39
Punts	6-39.0	4-43.8
Fumble Returns: Number-Yds-TD	0-0-0	0-0-0
Possession Time	30:14	29:46
Third-Down Conversions	5 of 13	6 of 13

RUSHING: UT Martin -- Don Chapman 22-140, Marcus Dawson 7-20, Trace McDermott 2-16, Jessie Burton 1-4, Dexter Anoka 5-(-11). **Eastern Illinois** -- Adeniji 19-81, Bess 16-76, Gadson 1-0, Team 1-(-2), Reeder 6-(-6).

PASSING: UT Martin -- Dexter Anoka 12-16-1-91, Cade Thompson 9-11-0-113, Team 0-2-0-0. **Eastern Illinois** -- Reeder 17-26-1-189, Stinson 1-1-0-4.

RECEIVING: UT Martin -- Roren Thomas 4-51, EJ Daniel 4-40, Linzy Patterson 3-38, Trace McDermott 3-21, Jessie Burton 3-13, Jamaal 1-30, Anthony Johnson 1-13, Don Chapman 1-1, Josh Chapman 1-(-3). **Eastern Illinois** -- Rucker 7-98, Adeniji 3-26, Nozior 3-16, Bess 2-29, Campanella 1-11, Steckel 1-10, Ponius 1-3.