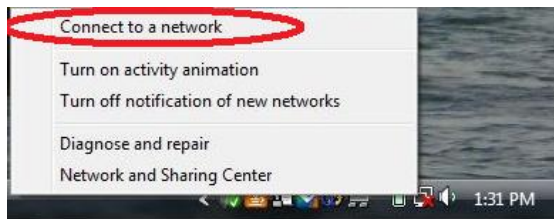
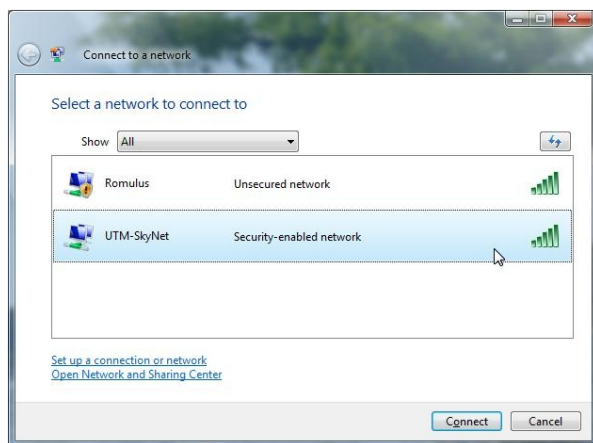


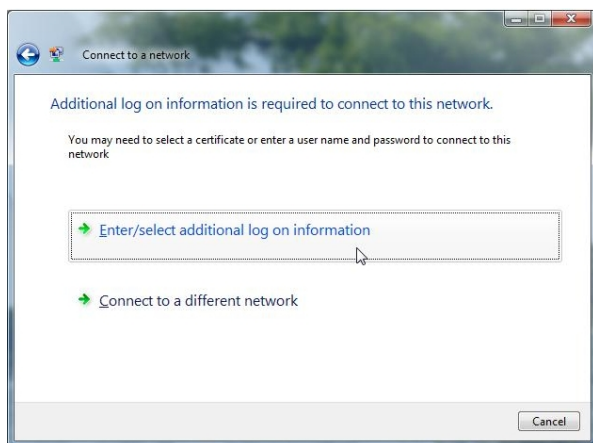
## Connecting to UTM-SkyNet with Windows Vista



Right-click on your network connection icon in the system tray and select, "Connect to a Network" from the menu.



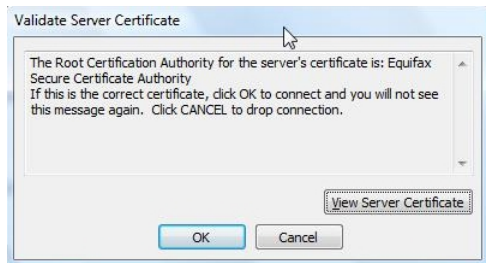
Select SkyNet and Click Connect.



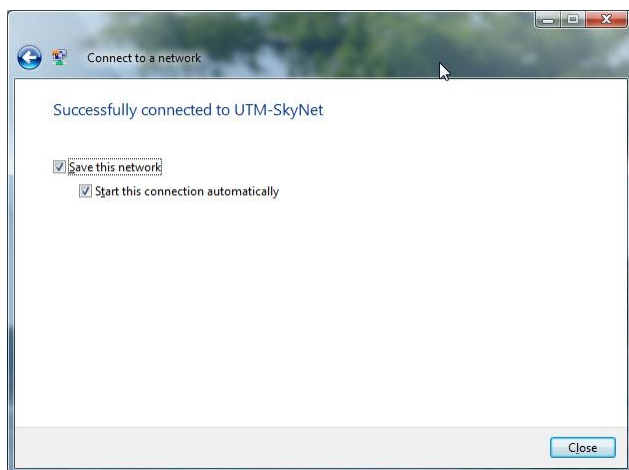
Click "Enter/select additional log on information."



Enter your Username, Password and Domain. The Username/Password is your lab login. The login domain is MAR-UT-LAB.



You may receive a certificate message, click OK.



Once you have successfully connected to UTM-SkyNet check both boxes and click close. If your computer is registered with Campus Manager you will now be able to access the internet. If it is not registered you will net to open a web browser and complete the registration process. Follow the instructions provided in your web browser.