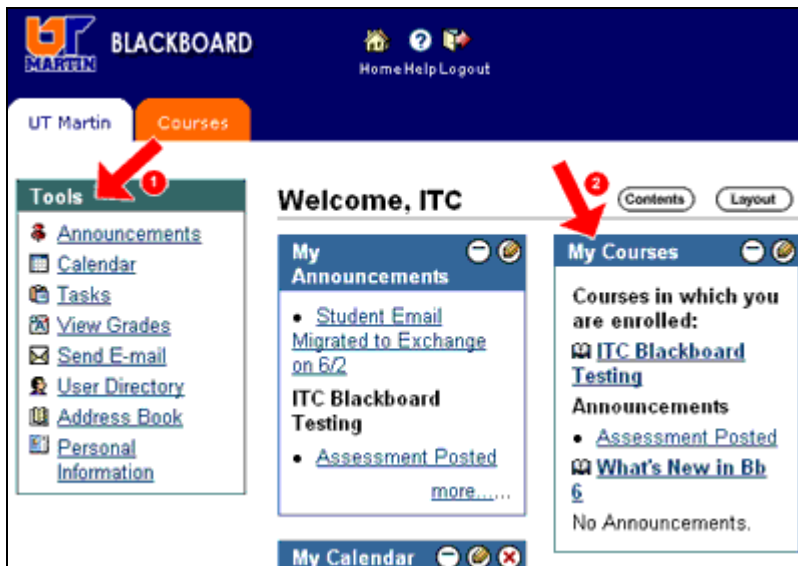


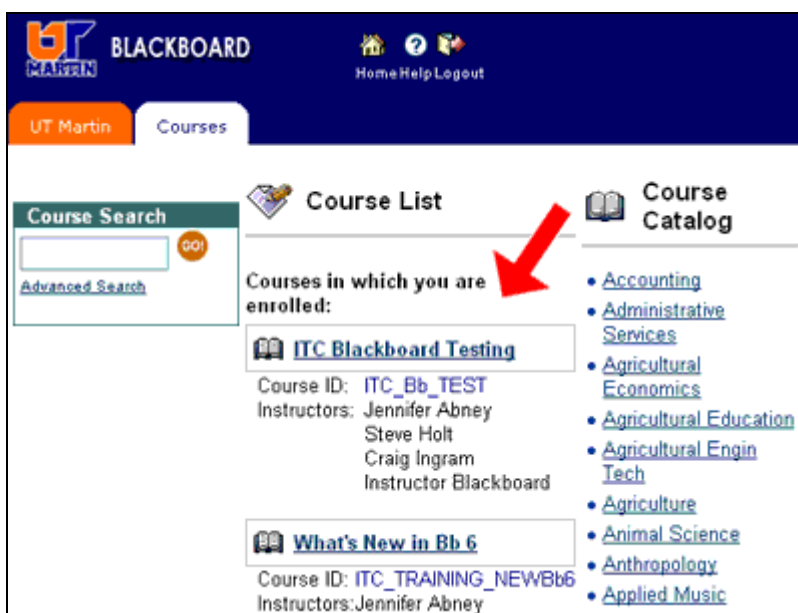
How to Navigate in Blackboard

The Blackboard learning environment includes two tabs that navigate to different areas within Blackboard. These tabs include: UT Martin and Courses. Clicking on a tab will open that area in the content frame.

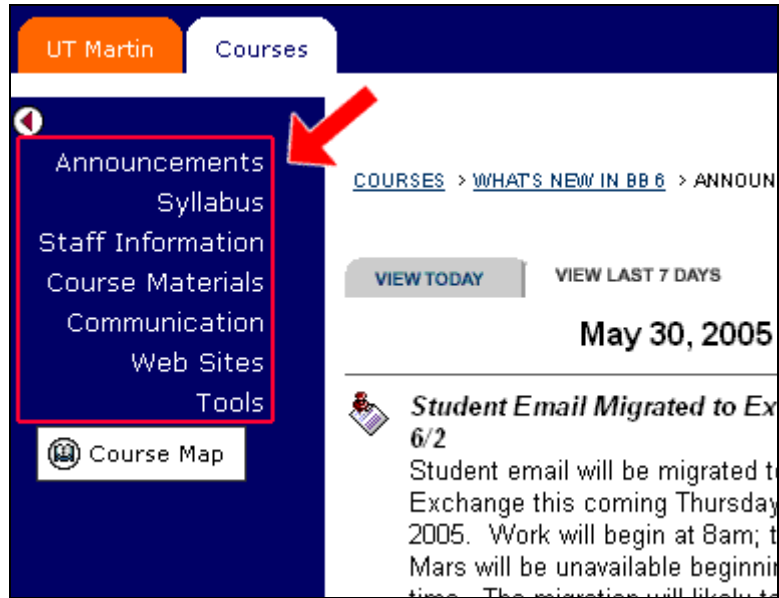
UT Martin From the UT Martin area, users are able to access tools and courses. These tools can be used for your personal organization, but can also contain course information (1). Here you also see courses in which you are enrolled (2). This tab is active when you first login to Blackboard.



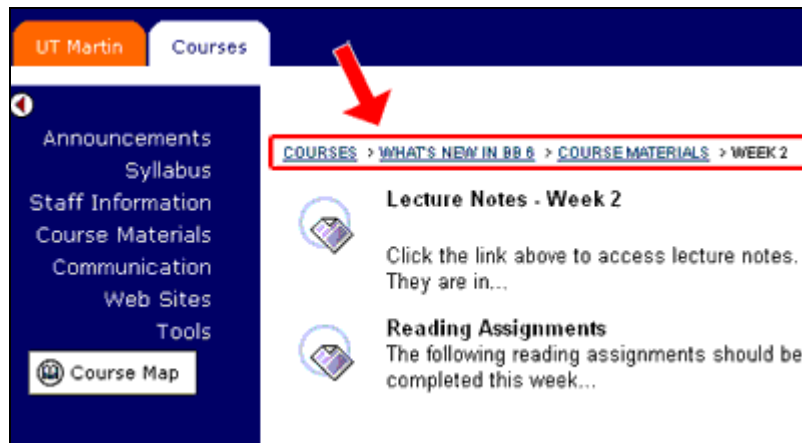
Courses The Courses tab area lists courses specific to each user as well as the Course Catalog. Users click on a course from the Courses tab area to access the course Web site.



Course Web sites contain information in content areas such as course information, course documents, and staff information. Click the corresponding button or menu item from the course menu to access a content area. These buttons or menu items are setup by the instructor and may differ from course to course.



At the top of each content area is a navigation path. This path becomes linked to previous content areas and by clicking the links you can return to previously viewed content.



Items and folders reside within the content areas of a course. Clicking on a folder takes you a layer deeper into the course content.

