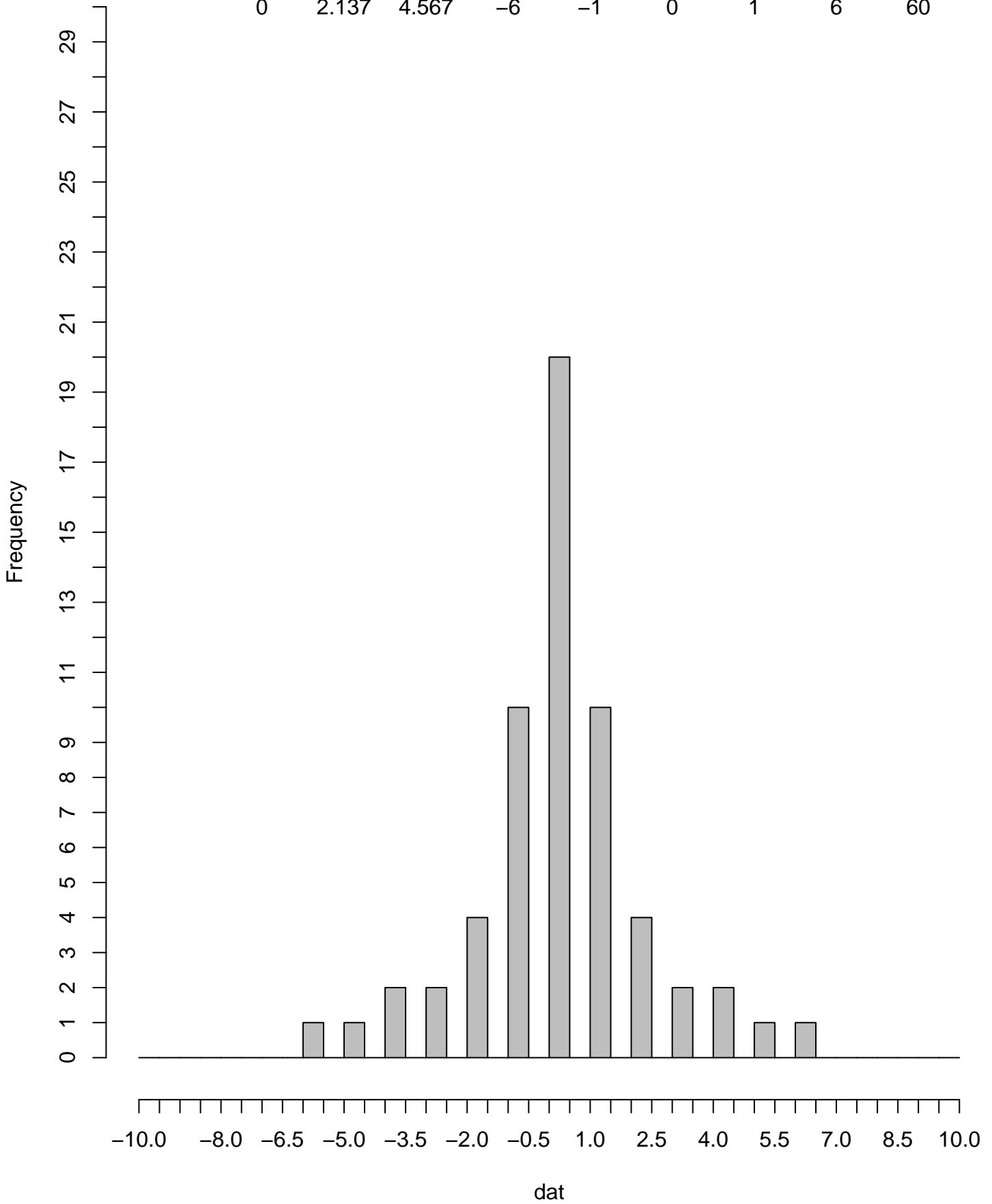


AEGIR

	3	3	4	4	5	6	
	1	1	2	2	2	2	
	1	1	1	1	1	1	
	0	0	0	0	1	1	
	0	0	0	0	0	0	
	0	0	0	0	0	0	
	-1	-1	0	0	0	0	
	-1	-1	-1	-1	-1	-1	
	-2	-2	-2	-2	-1	-1	
	-6	-5	-4	-4	-3	-3	

AEGIR

mean	sd	var	min	Q1	Median	Q3	Max	norse
0	2.137	4.567	-6	-1	0	1	6	60

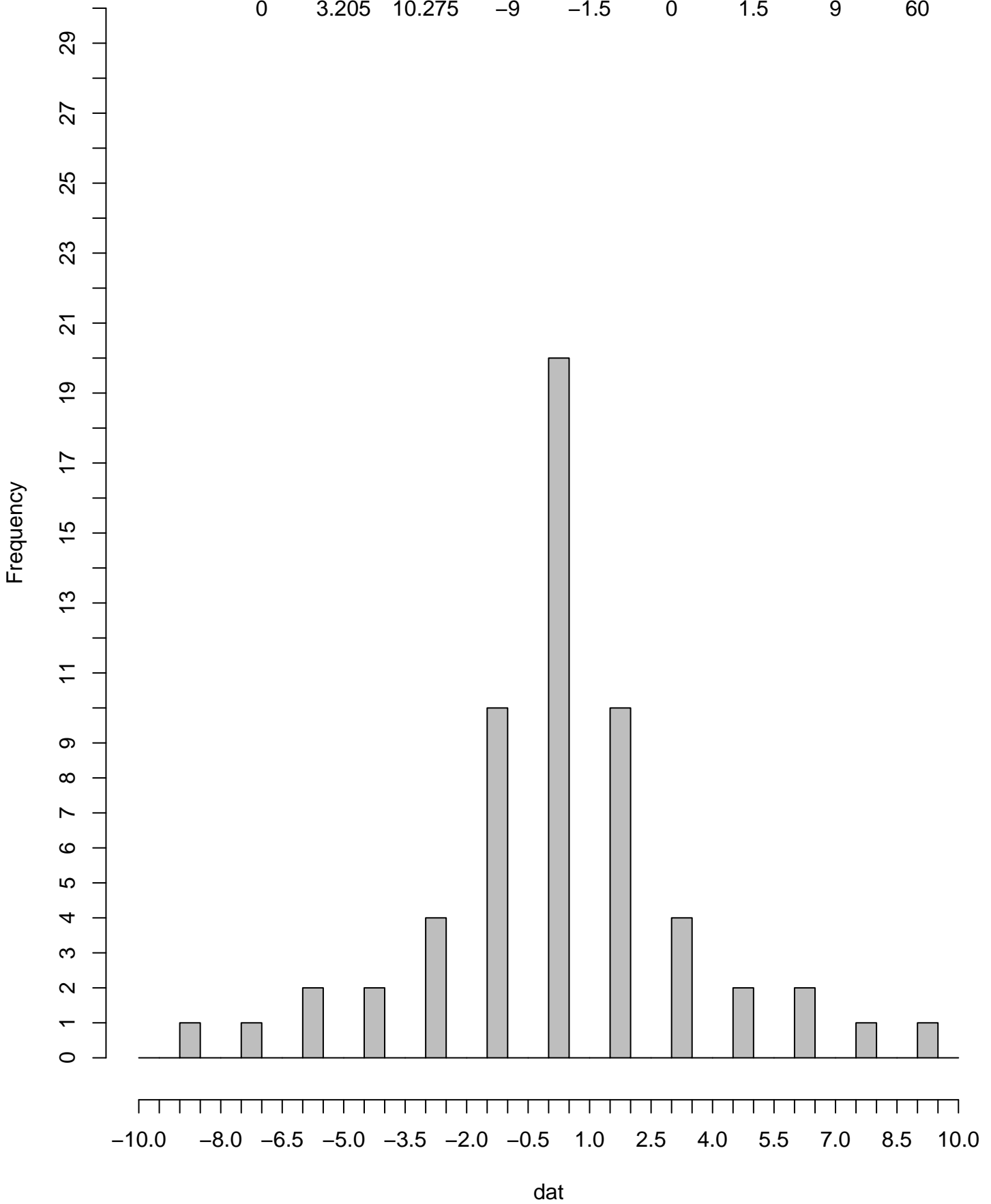


AESIR

	4.5	4.5	6	6	7.5	9	
	1.5	1.5	3	3	3	3	
	1.5	1.5	1.5	1.5	1.5	1.5	
	0	0	0	0	1.5	1.5	
	0	0	0	0	0	0	
	0	0	0	0	0	0	
	-1.5	-1.5	0	0	0	0	
	-1.5	-1.5	-1.5	-1.5	-1.5	-1.5	
	-3	-3	-3	-3	-1.5	-1.5	
	-9	-7.5	-6	-6	-4.5	-4.5	

AESIR

mean	sd	var	min	Q1	Median	Q3	Max	norse
0	3.205	10.275	-9	-1.5	0	1.5	9	60

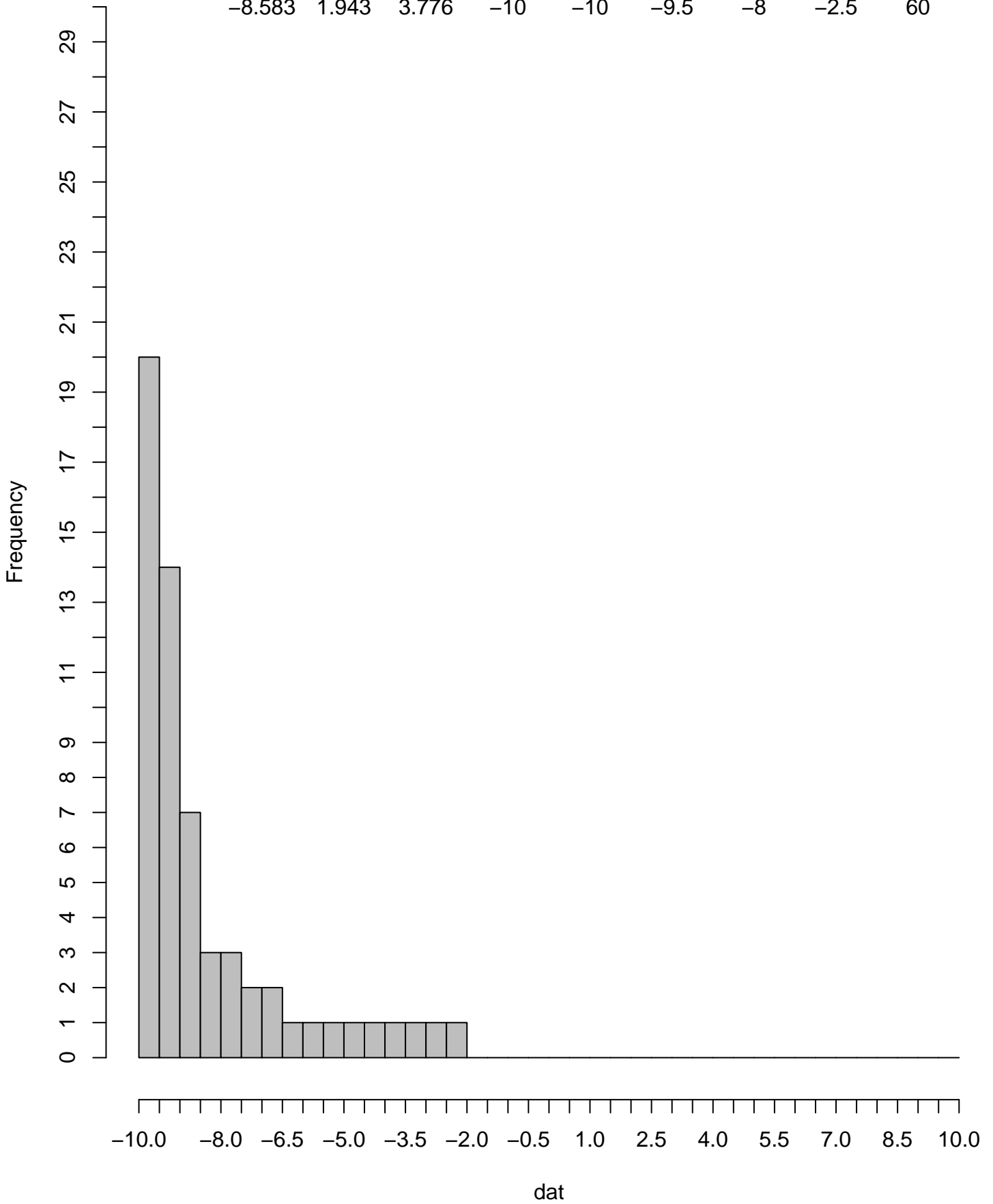


AMUN

	-5	-4.5	-4	-3.5	-3	-2.5	
	-7.5	-7	-7	-6.5	-6	-5.5	
	-8.5	-8.5	-8	-8	-8	-7.5	
	-9	-9	-9	-9	-9	-8.5	
	-9.5	-9.5	-9.5	-9.5	-9	-9	
	-9.5	-9.5	-9.5	-9.5	-9.5	-9.5	
	-10	-10	-9.5	-9.5	-9.5	-9.5	
	-10	-10	-10	-10	-10	-10	
	-10	-10	-10	-10	-10	-10	
	-10	-10	-10	-10	-10	-10	

AMUN

mean	sd	var	min	Q1	Median	Q3	Max	egypt
-8.583	1.943	3.776	-10	-10	-9.5	-8	-2.5	60

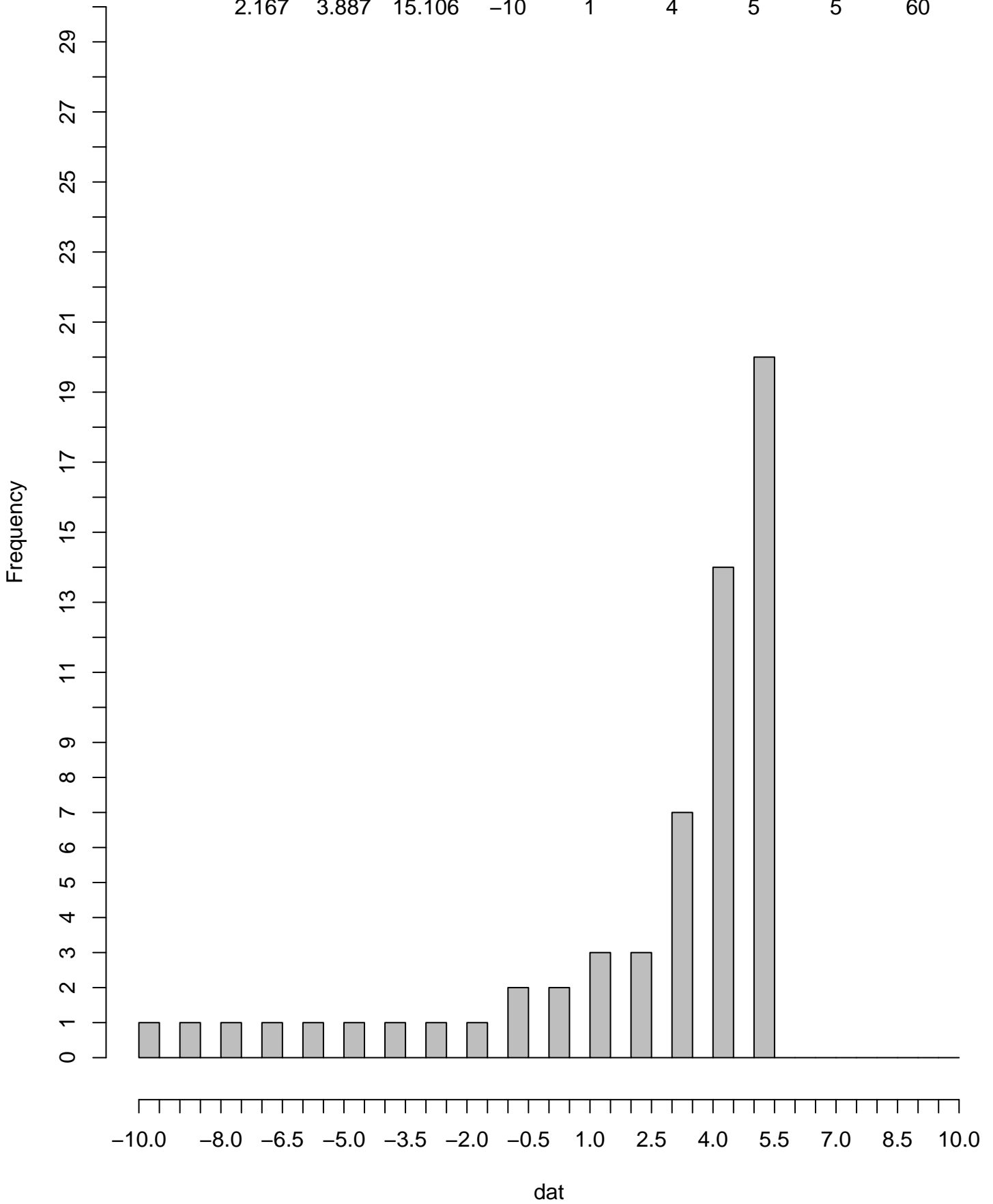


ANHUR

	5	5	5	5	5	5	
	5	5	5	5	5	5	
	5	5	5	5	5	5	
	4	4	4	4	5	5	
	4	4	4	4	4	4	
	3	3	4	4	4	4	
	2	3	3	3	3	3	
	0	1	1	1	2	2	
	-4	-3	-2	-1	-1	0	
	-10	-9	-8	-7	-6	-5	

ANHUR

mean	sd	var	min	Q1	Median	Q3	Max	egypt
2.167	3.887	15.106	-10	1	4	5	5	60

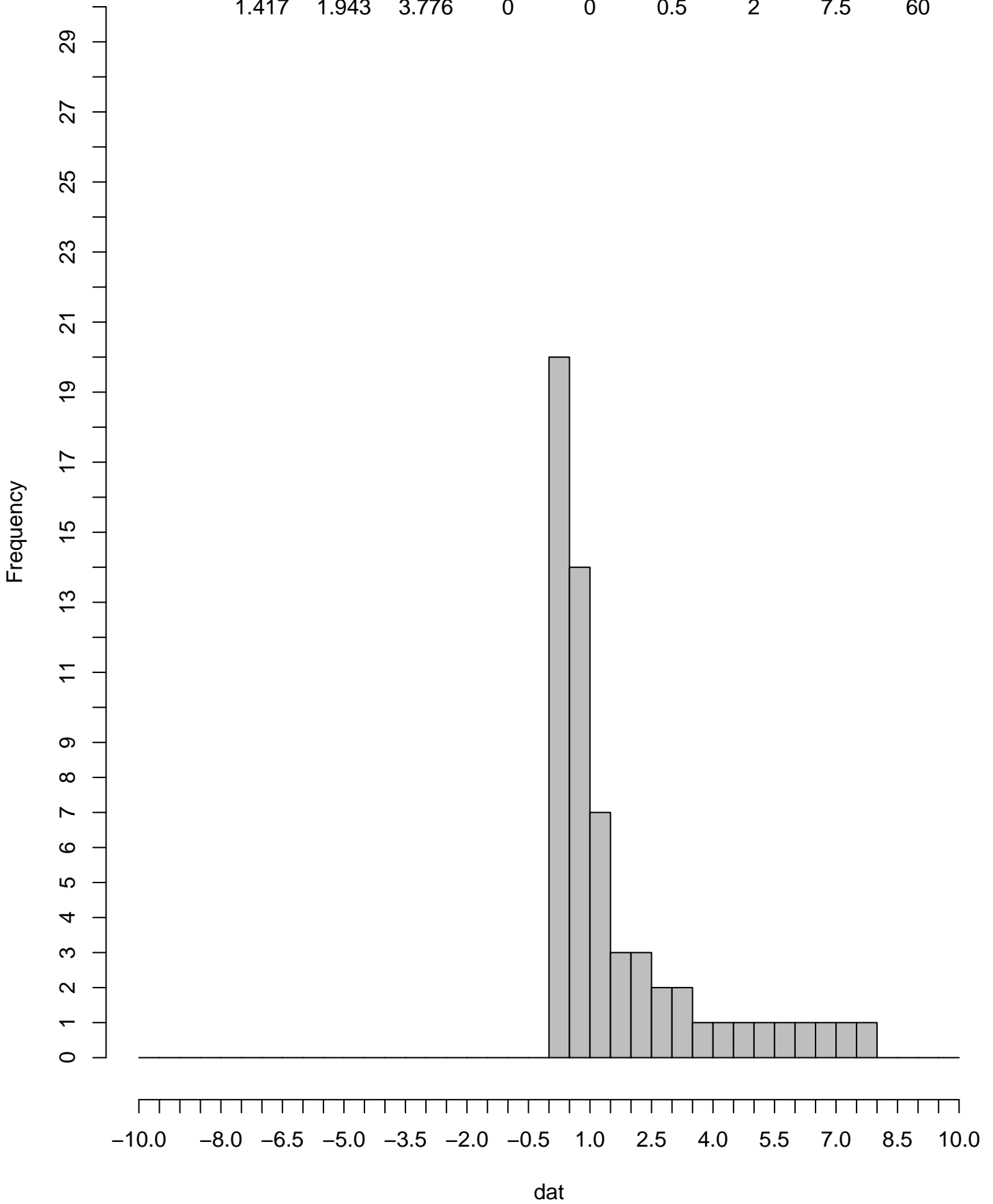


ANUBIS

	5	5.5	6	6.5	7	7.5	
	2.5	3	3	3.5	4	4.5	
	1.5	1.5	2	2	2	2.5	
	1	1	1	1	1	1.5	
	0.5	0.5	0.5	0.5	1	1	
	0.5	0.5	0.5	0.5	0.5	0.5	
	0	0	0.5	0.5	0.5	0.5	
	0	0	0	0	0	0	
	0	0	0	0	0	0	
	0	0	0	0	0	0	

ANUBIS

mean	sd	var	min	Q1	Median	Q3	Max	egypt
1.417	1.943	3.776	0	0	0.5	2	7.5	60

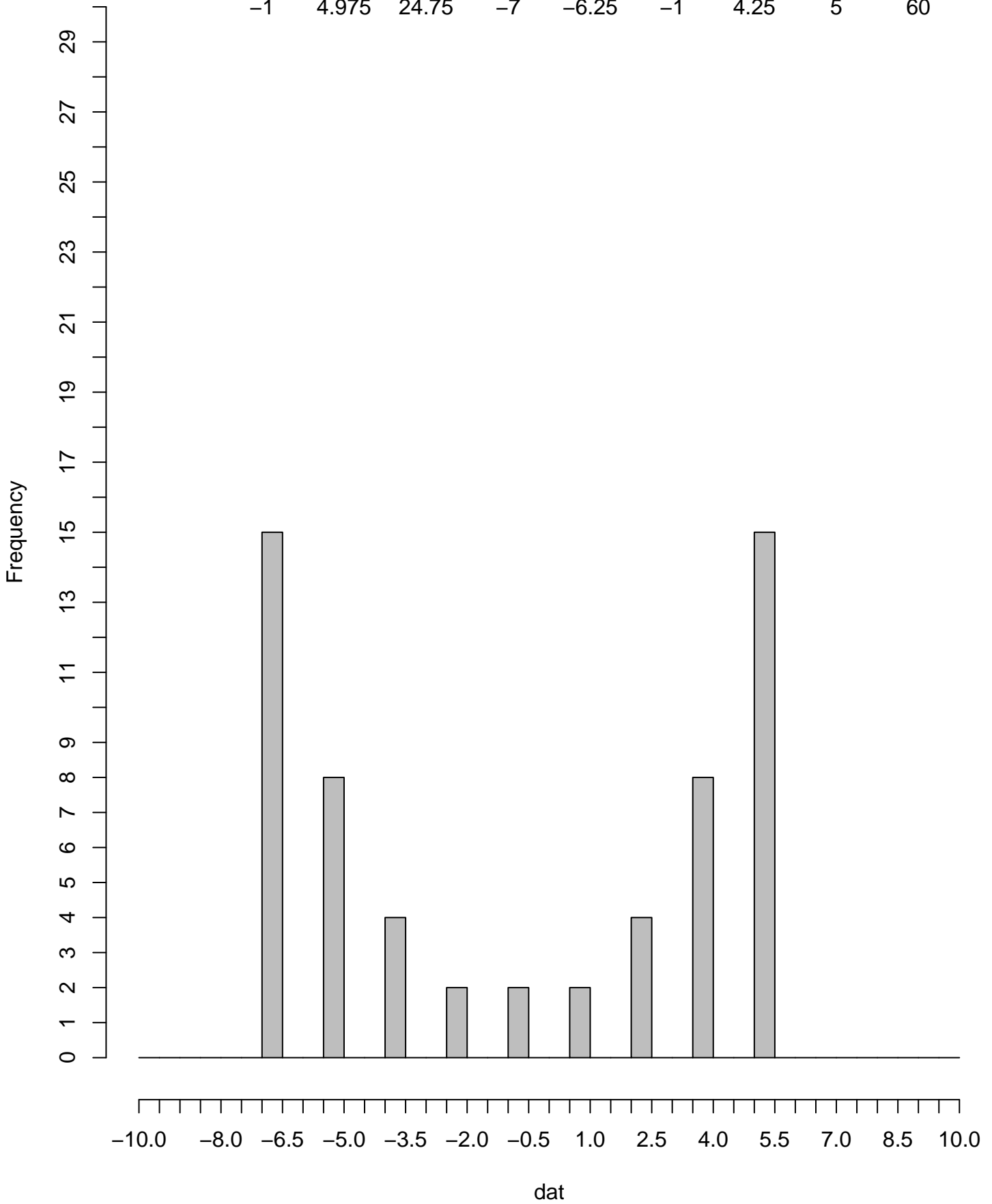


APHRODITE

	5	5	5	5	5	5	
	5	5	5	5	5	5	
	3.5	3.5	3.5	5	5	5	
	2	3.5	3.5	3.5	3.5	3.5	
	-1	0.5	0.5	2	2	2	
	-4	-4	-4	-2.5	-2.5	-1	
	-5.5	-5.5	-5.5	-5.5	-5.5	-4	
	-7	-7	-7	-5.5	-5.5	-5.5	
	-7	-7	-7	-7	-7	-7	
	-7	-7	-7	-7	-7	-7	

APHRODITE

mean	sd	var	min	Q1	Median	Q3	Max	greek
-1	4.975	24.75	-7	-6.25	-1	4.25	5	60

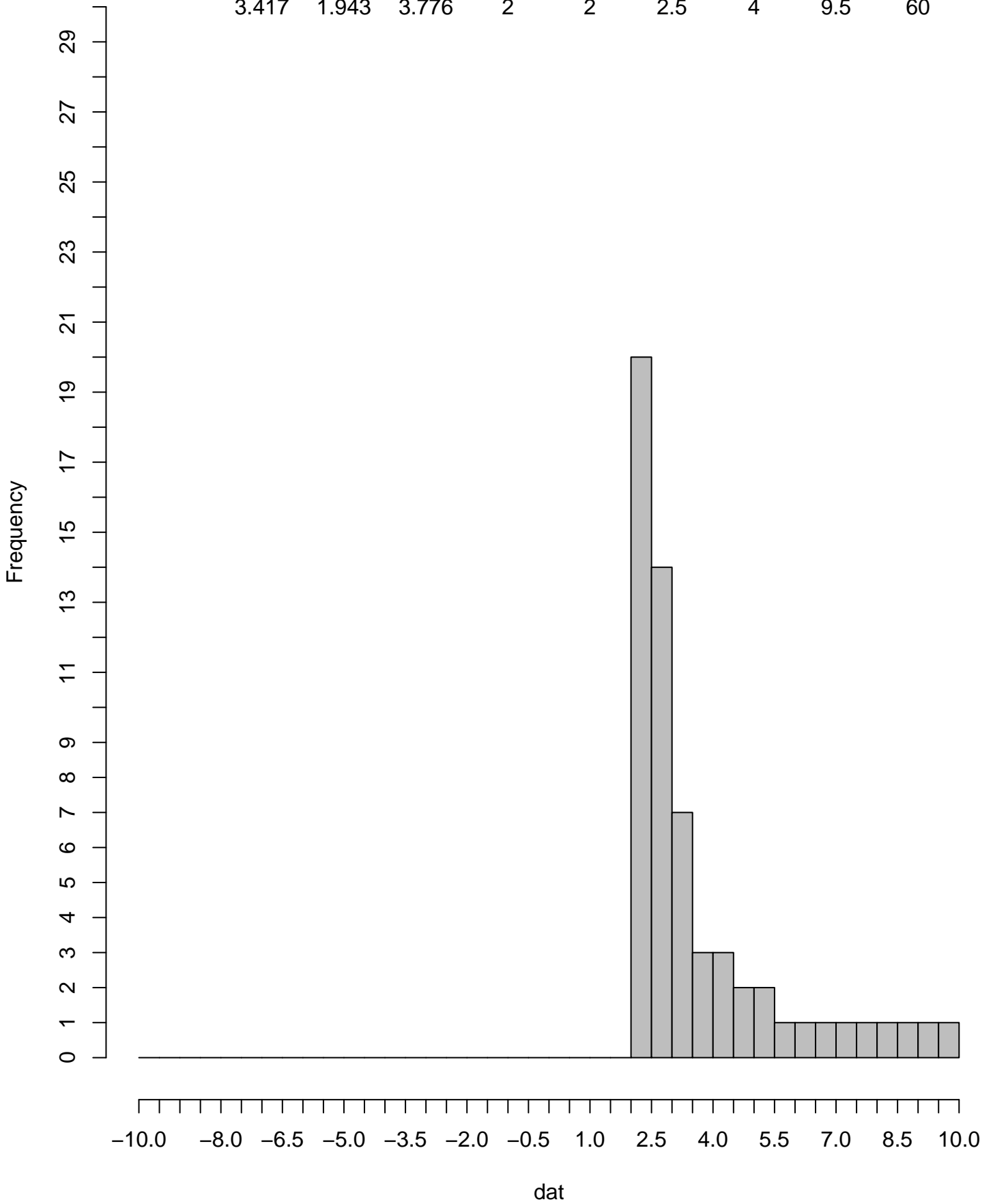


BABI

	7	7.5	8	8.5	9	9.5	
	4.5	5	5	5.5	6	6.5	
	3.5	3.5	4	4	4	4.5	
	3	3	3	3	3	3.5	
	2.5	2.5	2.5	2.5	3	3	
	2.5	2.5	2.5	2.5	2.5	2.5	
	2	2	2.5	2.5	2.5	2.5	
	2	2	2	2	2	2	
	2	2	2	2	2	2	
	2	2	2	2	2	2	

BABI

mean	sd	var	min	Q1	Median	Q3	Max	egypt
3.417	1.943	3.776	2	2	2.5	4	9.5	60

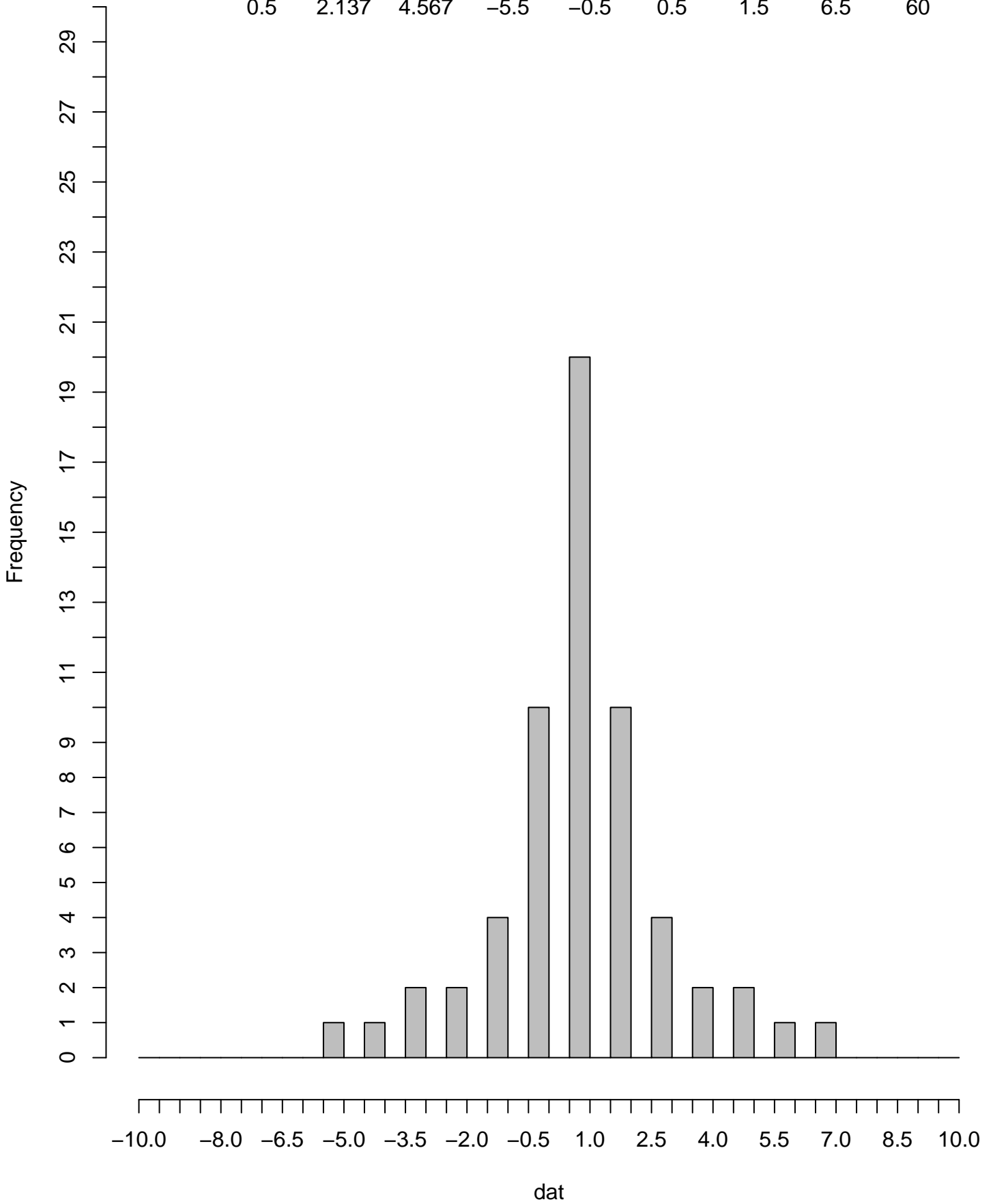


BALDER

	3.5	3.5	4.5	4.5	5.5	6.5	
	1.5	1.5	2.5	2.5	2.5	2.5	
	1.5	1.5	1.5	1.5	1.5	1.5	
	0.5	0.5	0.5	0.5	1.5	1.5	
	0.5	0.5	0.5	0.5	0.5	0.5	
	0.5	0.5	0.5	0.5	0.5	0.5	
	-0.5	-0.5	0.5	0.5	0.5	0.5	
	-0.5	-0.5	-0.5	-0.5	-0.5	-0.5	
	-1.5	-1.5	-1.5	-1.5	-0.5	-0.5	
	-5.5	-4.5	-3.5	-3.5	-2.5	-2.5	

BALDER

mean	sd	var	min	Q1	Median	Q3	Max	norse
0.5	2.137	4.567	-5.5	-0.5	0.5	1.5	6.5	60

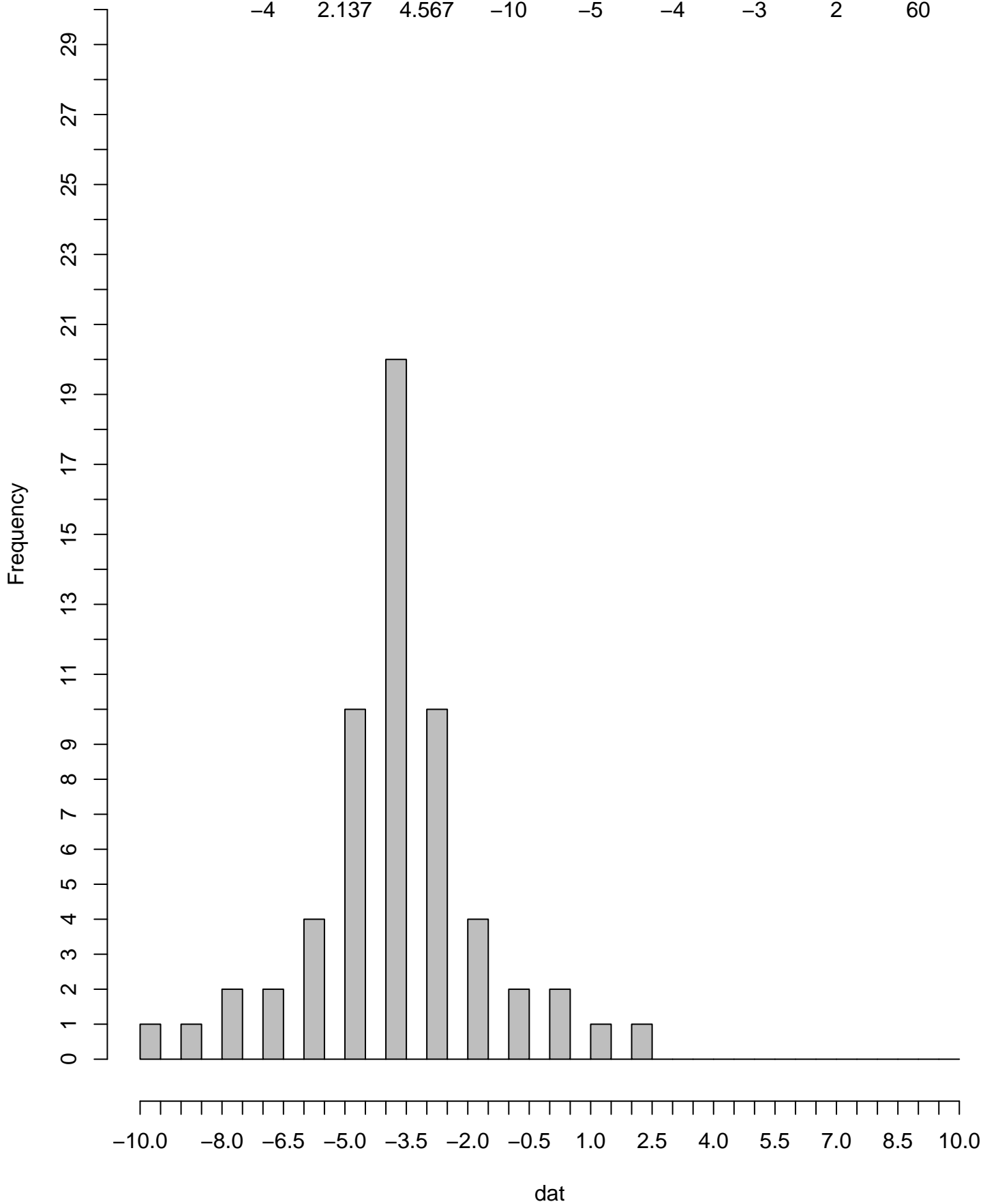


BOR

	-1	-1	0	0	1	2	
	-3	-3	-2	-2	-2	-2	
	-3	-3	-3	-3	-3	-3	
	-4	-4	-4	-4	-3	-3	
	-4	-4	-4	-4	-4	-4	
	-4	-4	-4	-4	-4	-4	
	-5	-5	-4	-4	-4	-4	
	-5	-5	-5	-5	-5	-5	
	-6	-6	-6	-6	-5	-5	
	-10	-9	-8	-8	-7	-7	

BOR

mean	sd	var	min	Q1	Median	Q3	Max	norse
-4	2.137	4.567	-10	-5	-4	-3	2	60

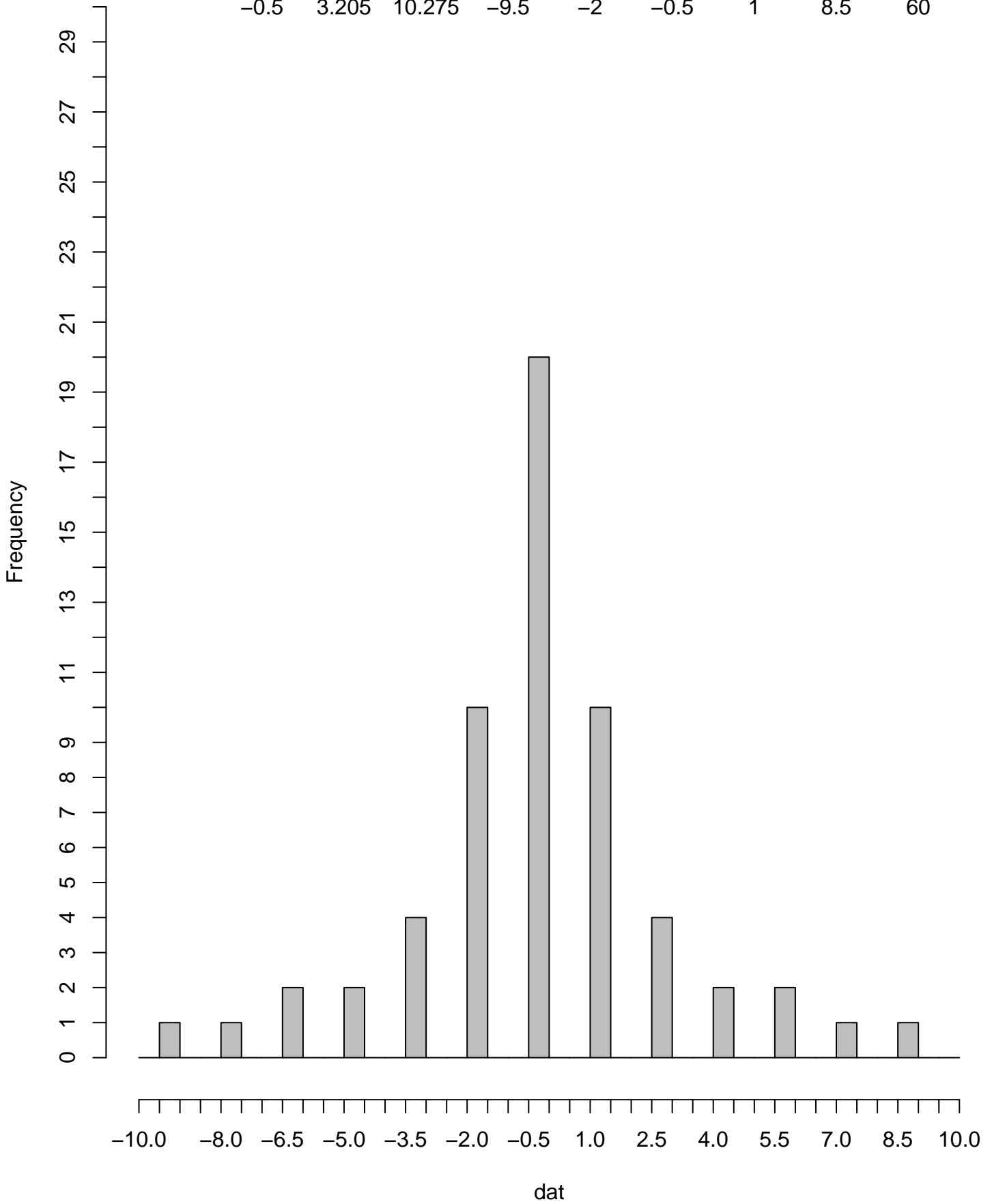


BRAGI

	4	4	5.5	5.5	7	8.5	
	1	1	2.5	2.5	2.5	2.5	
	1	1	1	1	1	1	
	-0.5	-0.5	-0.5	-0.5	1	1	
	-0.5	-0.5	-0.5	-0.5	-0.5	-0.5	
	-0.5	-0.5	-0.5	-0.5	-0.5	-0.5	
	-2	-2	-0.5	-0.5	-0.5	-0.5	
	-2	-2	-2	-2	-2	-2	
	-3.5	-3.5	-3.5	-3.5	-2	-2	
	-9.5	-8	-6.5	-6.5	-5	-5	

BRAGI

mean	sd	var	min	Q1	Median	Q3	Max	norse
-0.5	3.205	10.275	-9.5	-2	-0.5	1	8.5	60

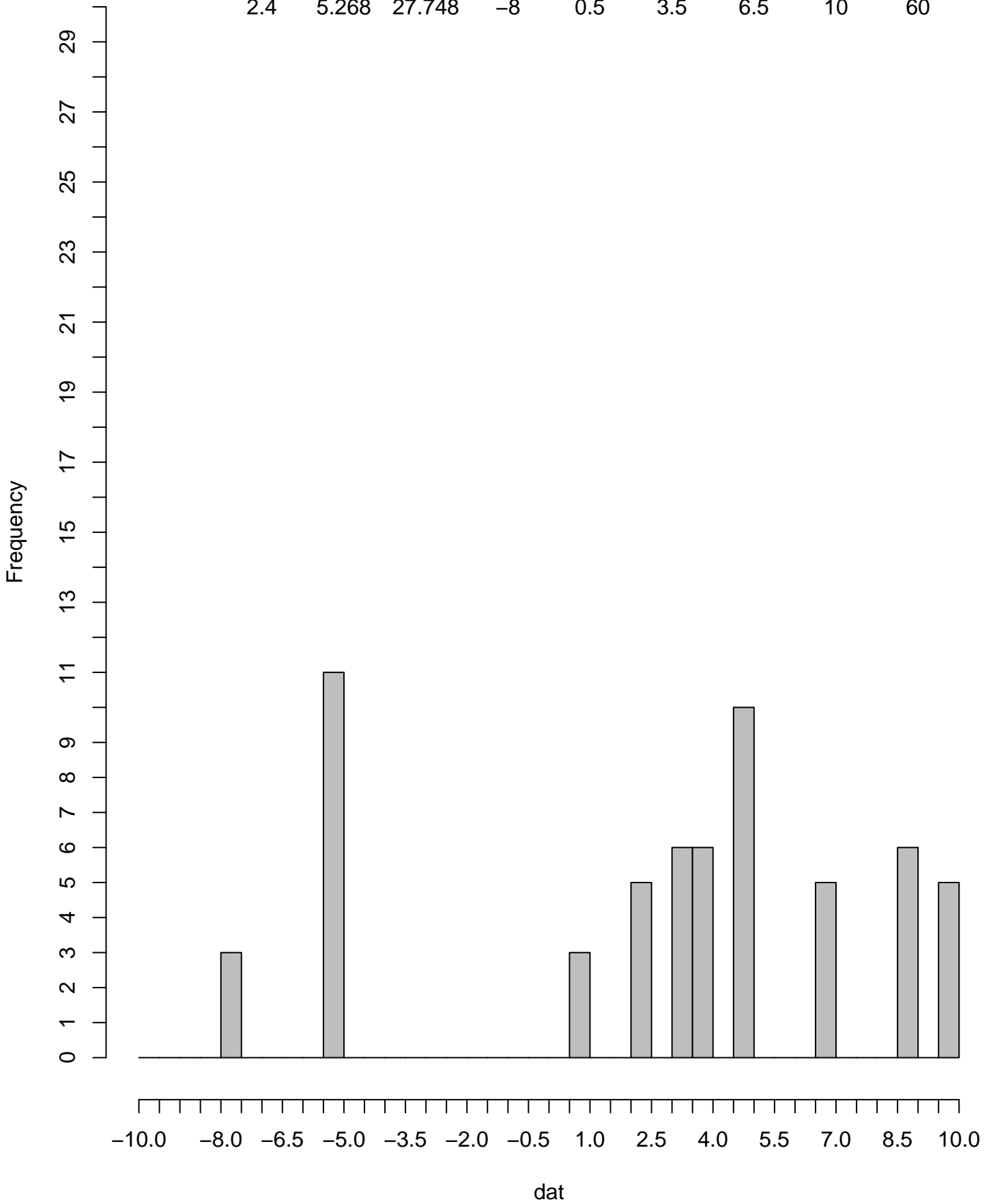


CERRIDWEN

	-5.5	-5.5	-5.5	-5.5	-5.5	-5.5	
	4.5	-5.5	-5.5	-5.5	-5.5	-5.5	
	4.5	4.5	4.5	4.5	4.5	4.5	
	10	10	10	4.5	4.5	4.5	
	8.5	8.5	8.5	8.5	9.5	10	
	6.5	6.5	6.5	6.5	8.5	8.5	
	3.5	3.5	3.5	3.5	3.5	6.5	
	3	3	3	3	3	3.5	
	2	2	2	2	2	3	
	-8	-8	-8	0.5	0.5	0.5	

CERRIDWEN

mean	sd	var	min	Q1	Median	Q3	Max	wierd
2.4	5.268	27.748	-8	0.5	3.5	6.5	10	60

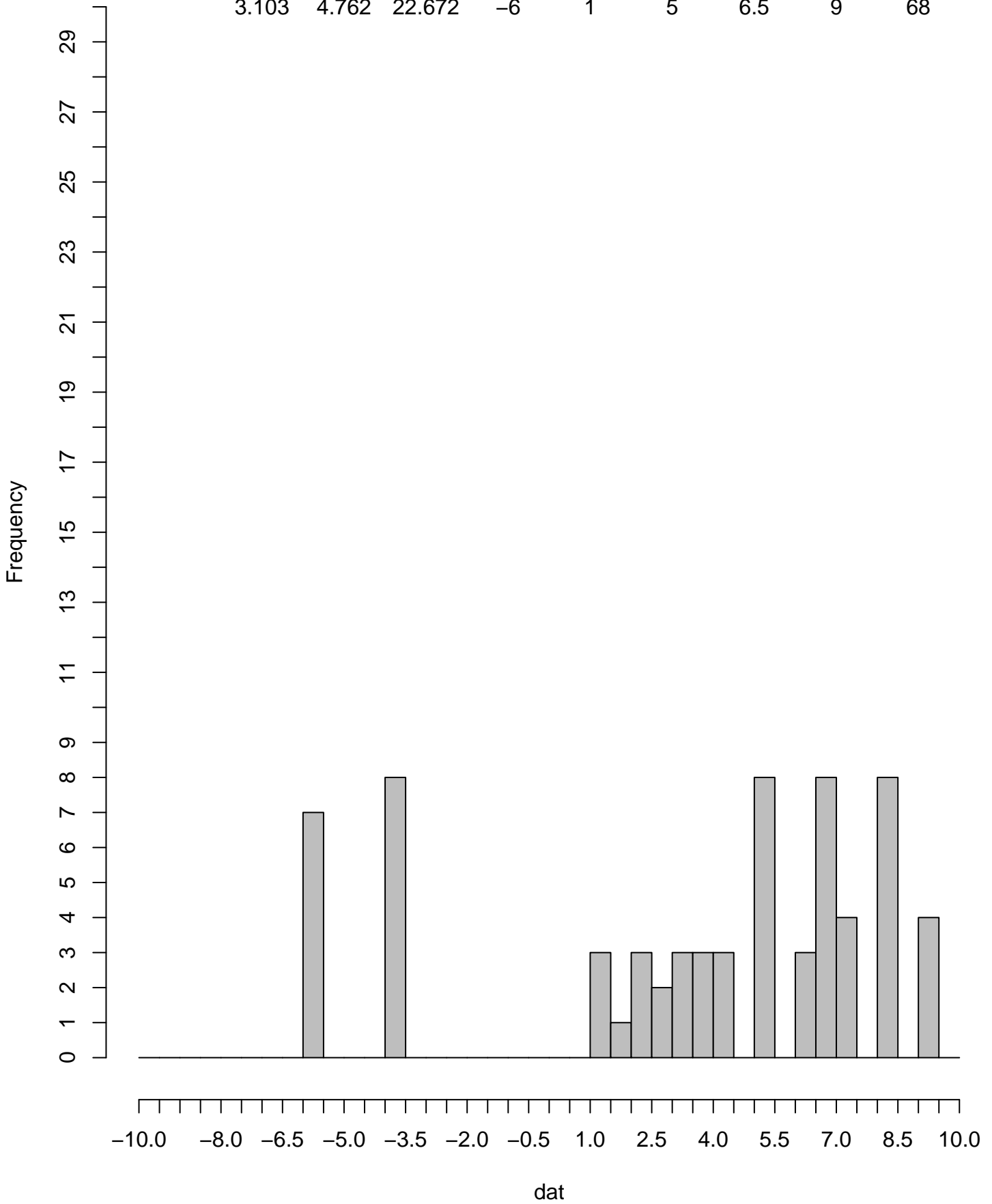


COYOTE

	7	7	8	8	8	8	
	6.5	6.5	6.5	6.5	7	7	
	6	6	6.5	6.5	6.5	6.5	
	5	5	5	5	5	6	
	4	4	4	5	5	5	
	3	3	3	3.5	3.5	3.5	
	1.5	2	2	2	2.5	2.5	
	-4	-4	-4	1	1	1	
	-6	-4	-4	-4	-4	-4	
	-6	-6	-6	-6	-6	-6	

COYOTE

mean	sd	var	min	Q1	Median	Q3	Max	wierd
3.103	4.762	22.672	-6	1	5	6.5	9	68

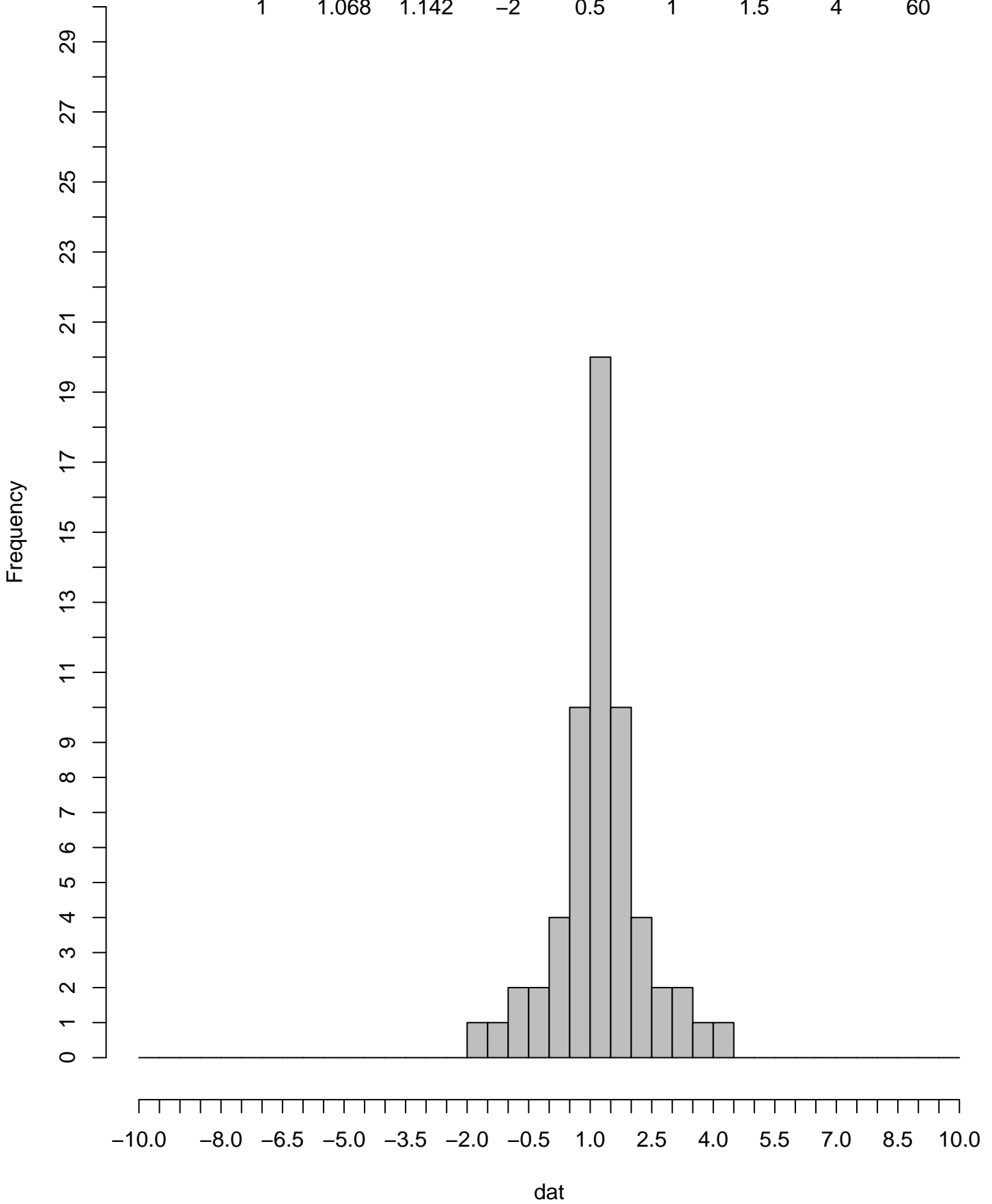


DAY

	2.5	2.5	3	3	3.5	4	
	1.5	1.5	2	2	2	2	
	1.5	1.5	1.5	1.5	1.5	1.5	
	1	1	1	1	1.5	1.5	
	1	1	1	1	1	1	
	1	1	1	1	1	1	
	0.5	0.5	1	1	1	1	
	0.5	0.5	0.5	0.5	0.5	0.5	
	0	0	0	0	0.5	0.5	
	-2	-1.5	-1	-1	-0.5	-0.5	

DAY

mean	sd	var	min	Q1	Median	Q3	Max	norse
1	1.068	1.142	-2	0.5	1	1.5	4	60

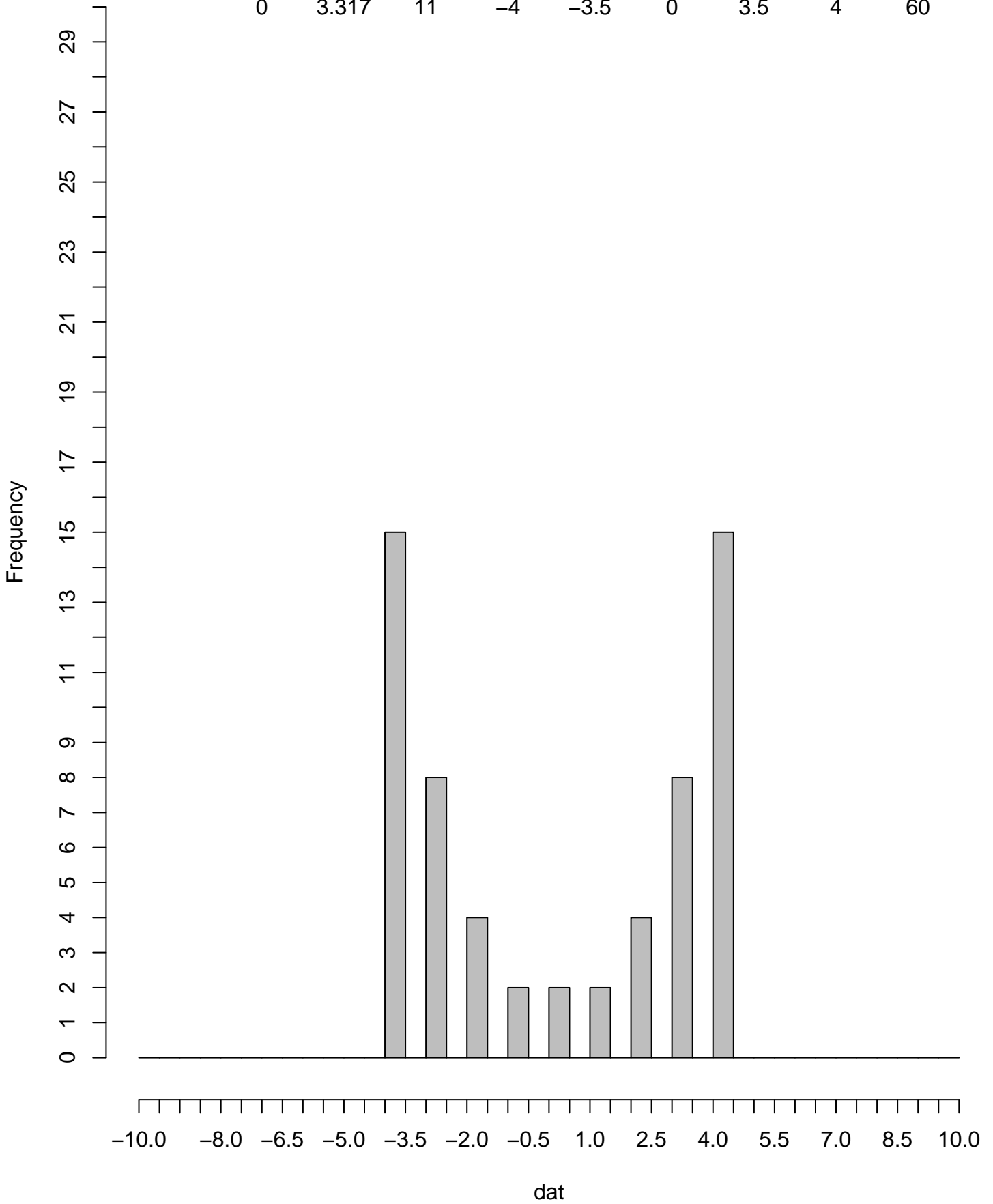


DEMETER

	4	4	4	4	4	4	
	4	4	4	4	4	4	
	3	3	3	4	4	4	
	2	3	3	3	3	3	
	0	1	1	2	2	2	
	-2	-2	-2	-1	-1	0	
	-3	-3	-3	-3	-3	-2	
	-4	-4	-4	-3	-3	-3	
	-4	-4	-4	-4	-4	-4	
	-4	-4	-4	-4	-4	-4	

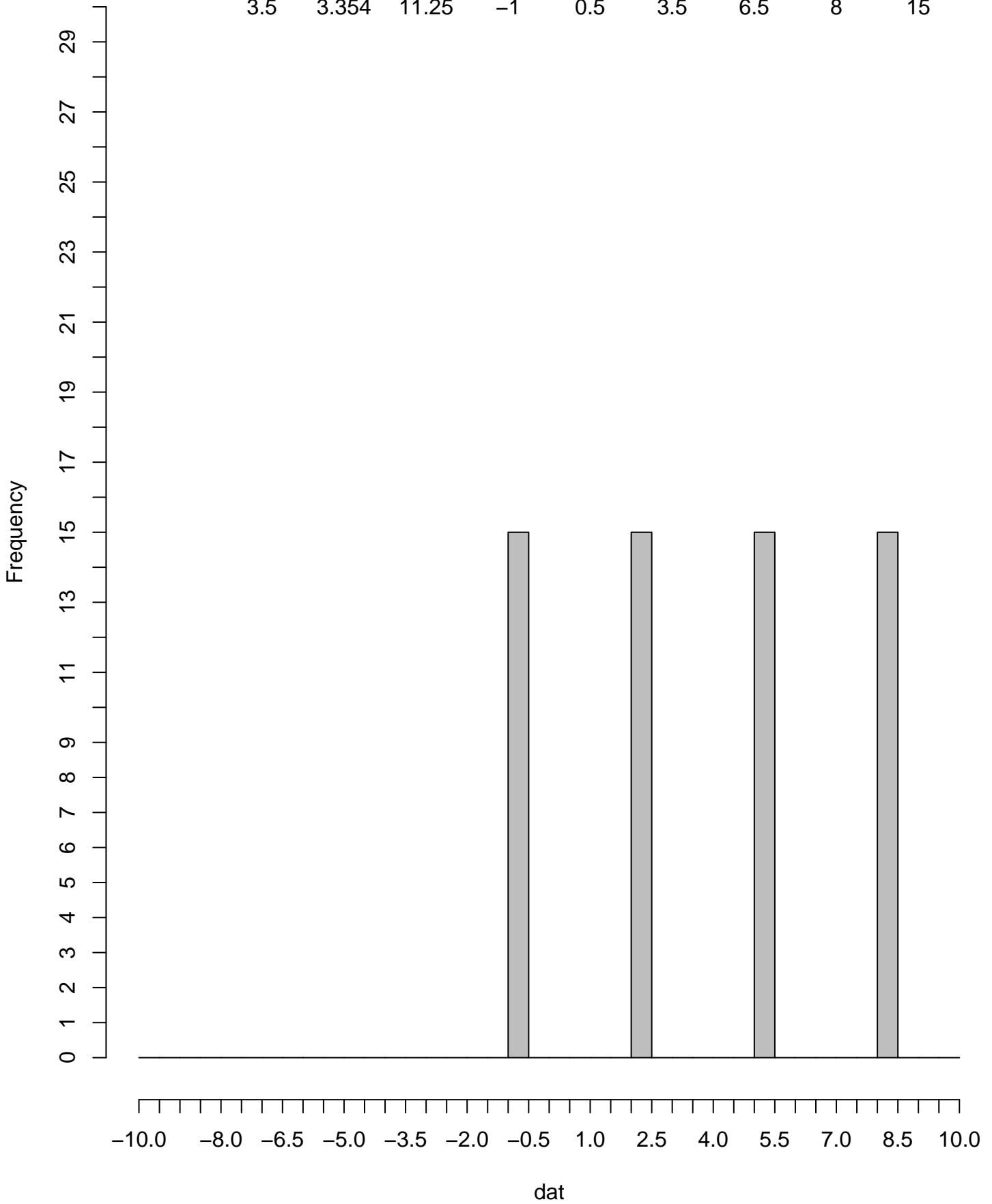
DEMETER

mean	sd	var	min	Q1	Median	Q3	Max	greek
0	3.317	11	-4	-3.5	0	3.5	4	60



DIANA

mean	sd	var	min	Q1	Median	Q3	Max	roman
3.5	3.354	11.25	-1	0.5	3.5	6.5	8	15

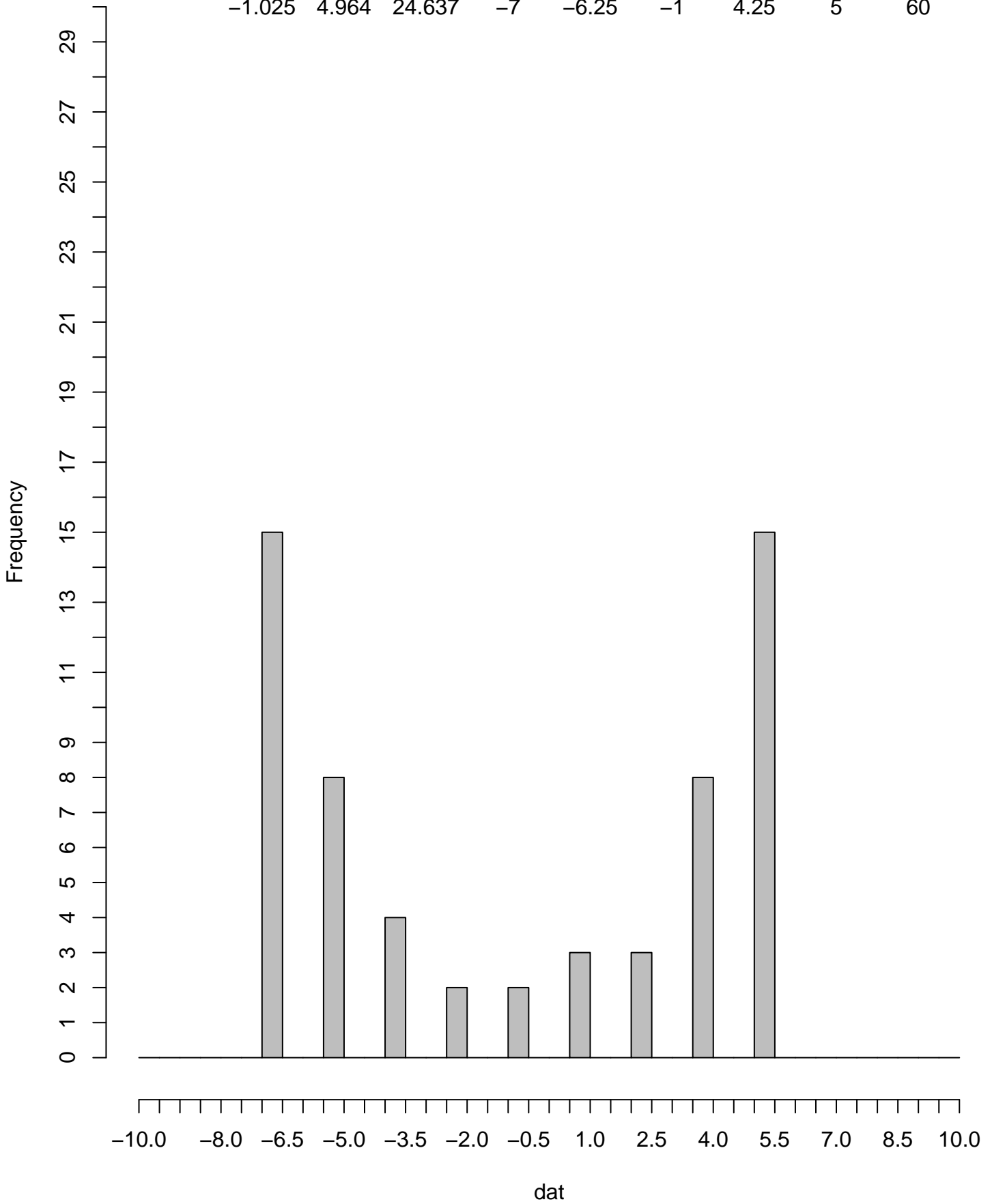


DIONYSUS

	5	5	5	5	5	5	
	5	5	5	5	5	5	
	3.5	3.5	3.5	5	5	5	
	2	3.5	3.5	3.5	3.5	3.5	
	-1	0.5	0.5	0.5	2	2	
	-4	-4	-4	-2.5	-2.5	-1	
	-5.5	-5.5	-5.5	-5.5	-5.5	-4	
	-7	-7	-7	-5.5	-5.5	-5.5	
	-7	-7	-7	-7	-7	-7	
	-7	-7	-7	-7	-7	-7	

DIONYSUS

mean	sd	var	min	Q1	Median	Q3	Max	greek
-1.025	4.964	24.637	-7	-6.25	-1	4.25	5	60

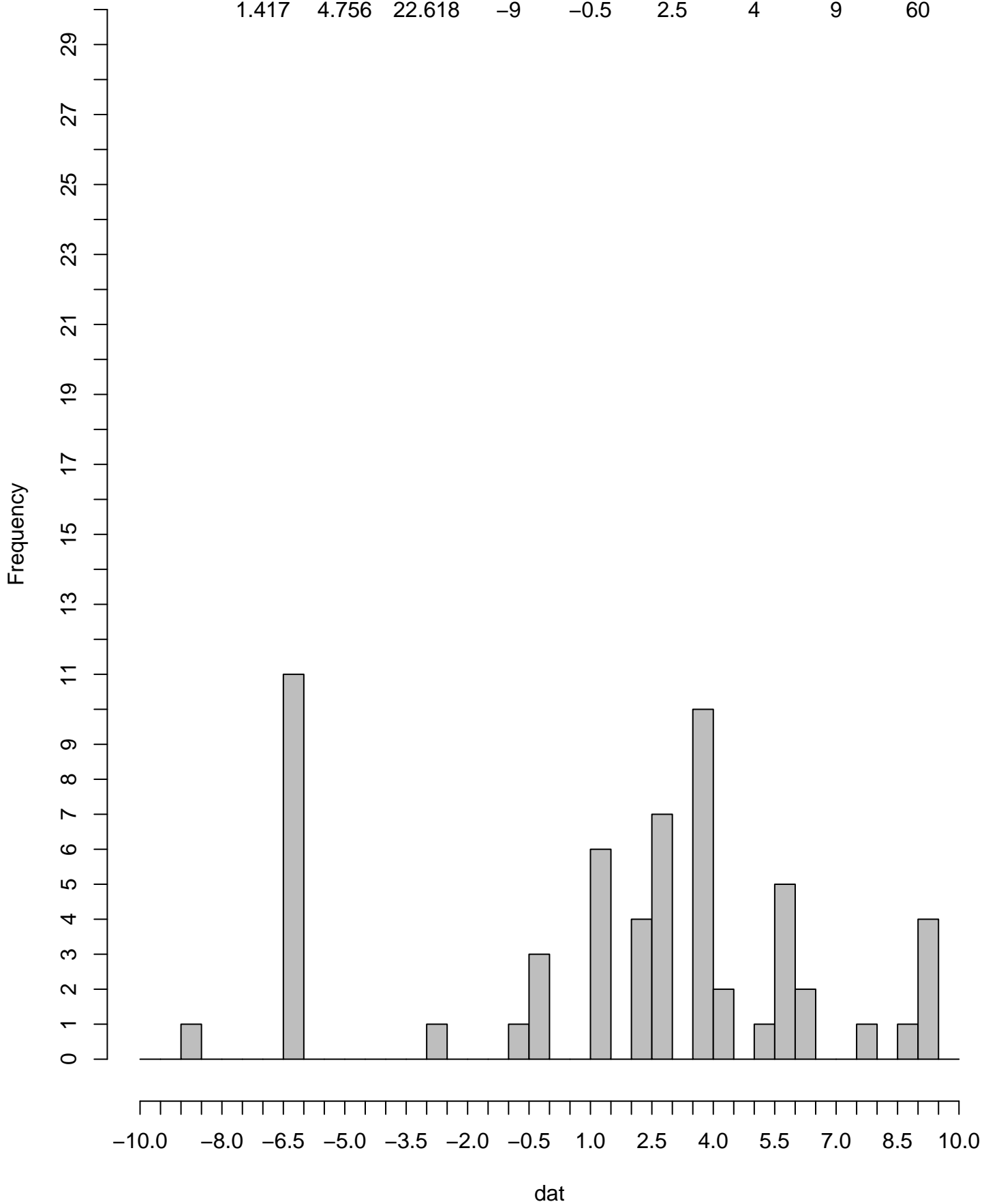


EBISU

	-6.5	-6.5	-6.5	-6.5	-6.5	-6.5	
	3.5	-6.5	-6.5	-6.5	-6.5	-6.5	
	3.5	3.5	3.5	3.5	3.5	3.5	
	9	9	9	3.5	3.5	3.5	
	5.5	6	6	7.5	8.5	9	
	4	5	5.5	5.5	5.5	5.5	
	2.5	2.5	2.5	2.5	2.5	4	
	2	2	2	2	2.5	2.5	
	1	1	1	1	1	1	
	-9	-3	-1	-0.5	-0.5	-0.5	

EBISU

mean	sd	var	min	Q1	Median	Q3	Max	wierd
1.417	4.756	22.618	-9	-0.5	2.5	4	9	60

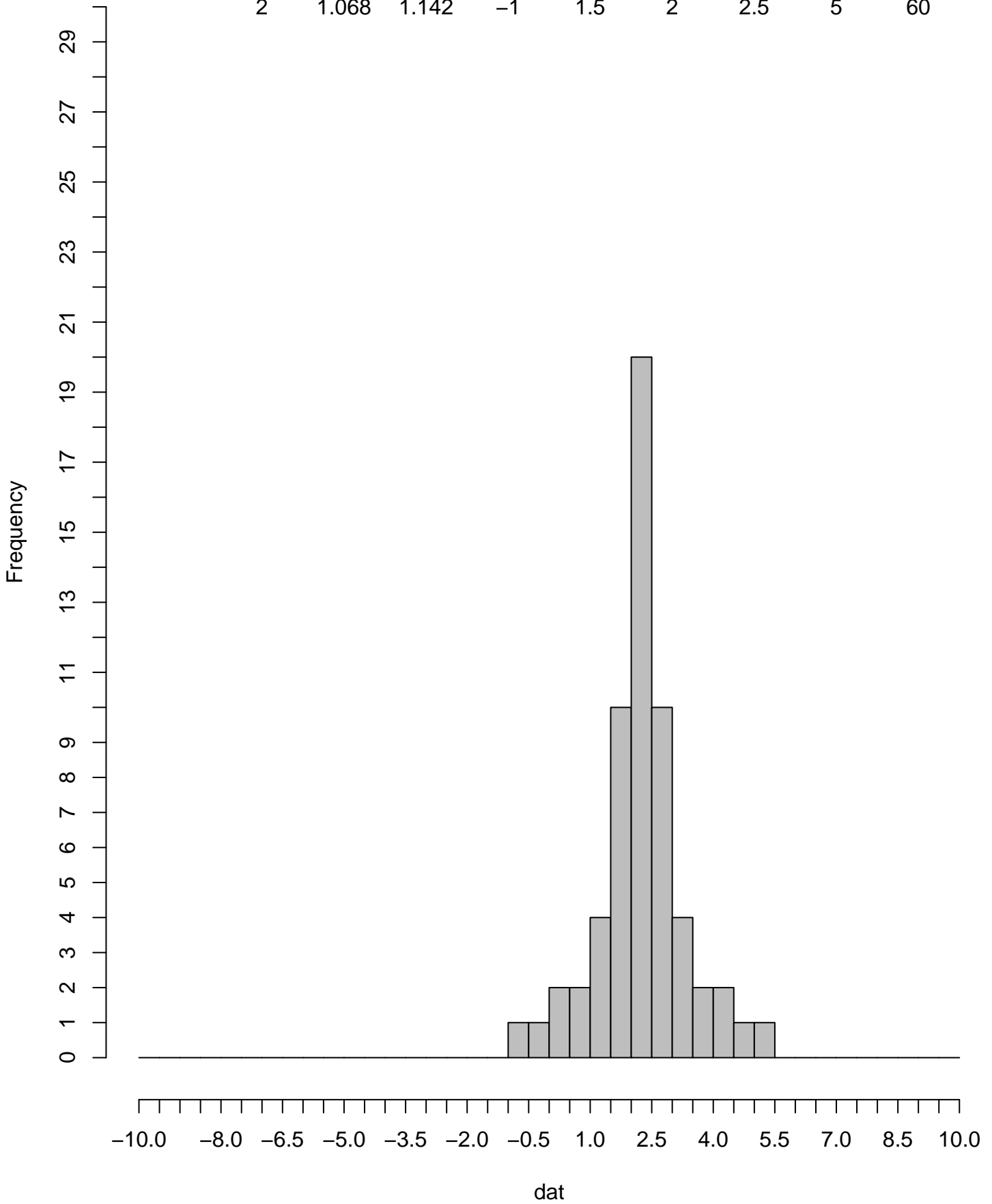


FORSETI

	3.5	3.5	4	4	4.5	5	
	2.5	2.5	3	3	3	3	
	2.5	2.5	2.5	2.5	2.5	2.5	
	2	2	2	2	2.5	2.5	
	2	2	2	2	2	2	
	2	2	2	2	2	2	
	1.5	1.5	2	2	2	2	
	1.5	1.5	1.5	1.5	1.5	1.5	
	1	1	1	1	1.5	1.5	
	-1	-0.5	0	0	0.5	0.5	

FORSETI

mean	sd	var	min	Q1	Median	Q3	Max	norse
2	1.068	1.142	-1	1.5	2	2.5	5	60

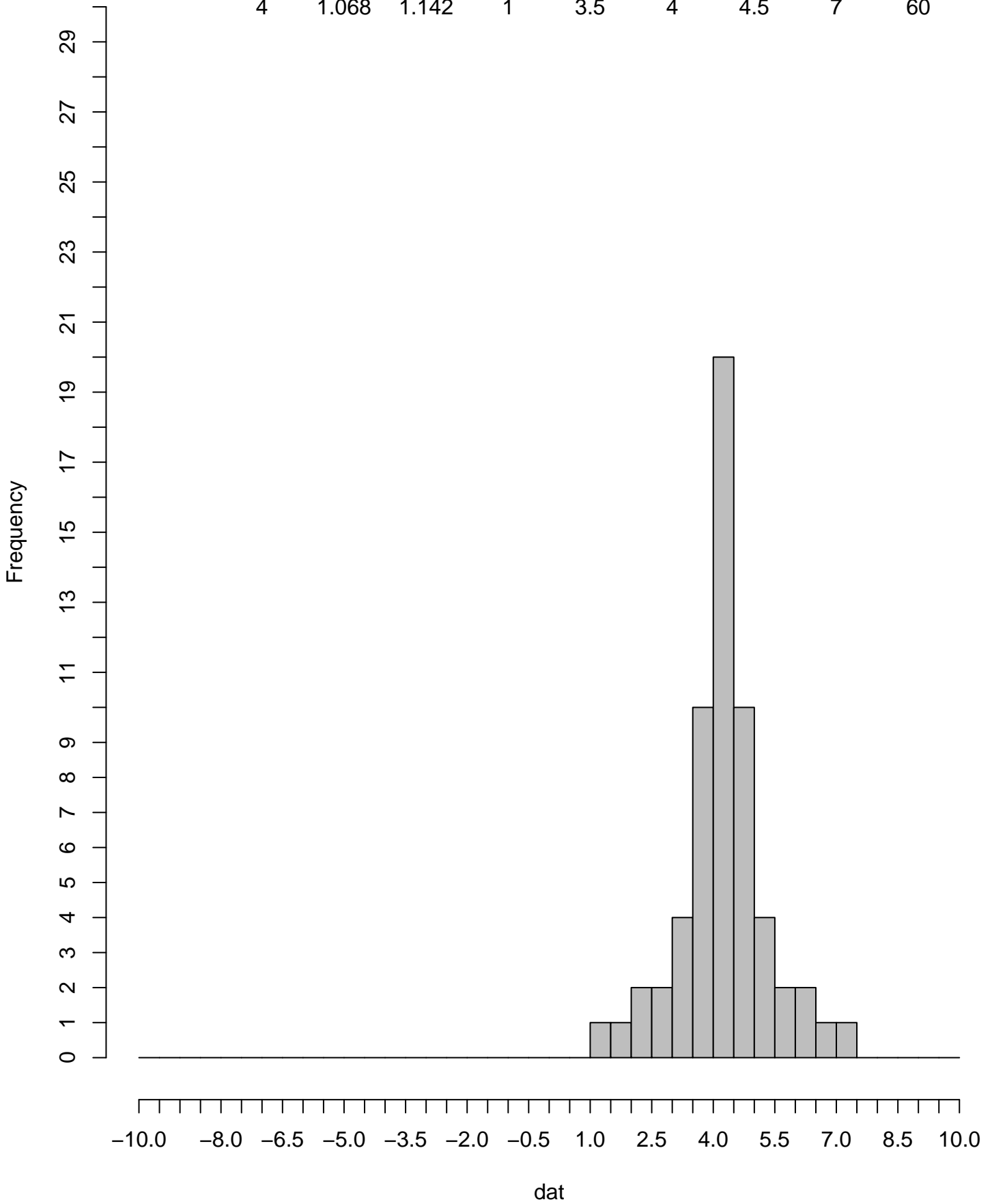


FREYR

	5.5	5.5	6	6	6.5	7	
	4.5	4.5	5	5	5	5	
	4.5	4.5	4.5	4.5	4.5	4.5	
	4	4	4	4	4.5	4.5	
	4	4	4	4	4	4	
	4	4	4	4	4	4	
	3.5	3.5	4	4	4	4	
	3.5	3.5	3.5	3.5	3.5	3.5	
	3	3	3	3	3.5	3.5	
	1	1.5	2	2	2.5	2.5	

FREYR

mean	sd	var	min	Q1	Median	Q3	Max	norse
4	1.068	1.142	1	3.5	4	4.5	7	60

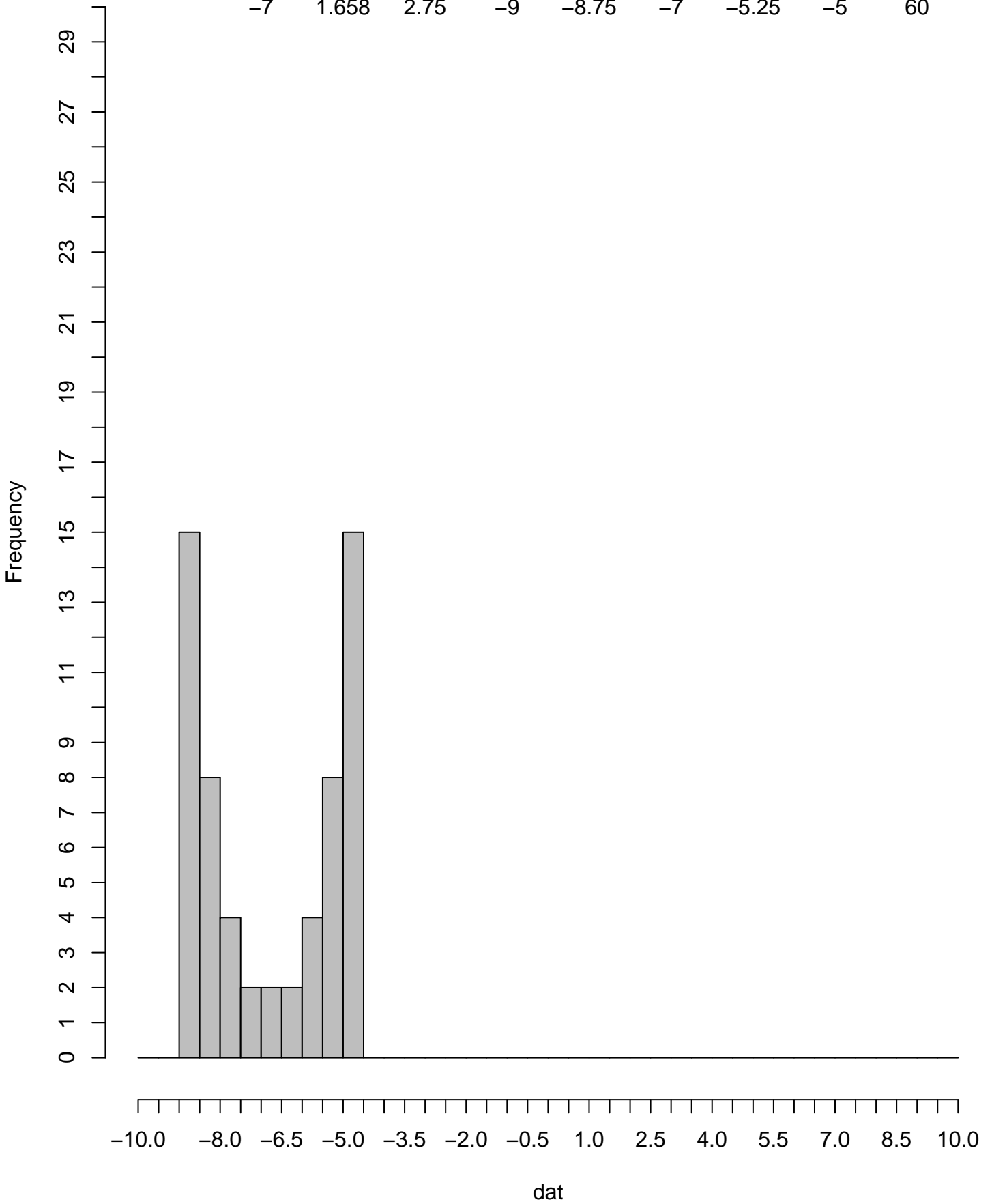


HADES

	-5	-5	-5	-5	-5	-5	
	-5	-5	-5	-5	-5	-5	
	-5.5	-5.5	-5.5	-5	-5	-5	
	-6	-5.5	-5.5	-5.5	-5.5	-5.5	
	-7	-6.5	-6.5	-6	-6	-6	
	-8	-8	-8	-7.5	-7.5	-7	
	-8.5	-8.5	-8.5	-8.5	-8.5	-8	
	-9	-9	-9	-8.5	-8.5	-8.5	
	-9	-9	-9	-9	-9	-9	
	-9	-9	-9	-9	-9	-9	

HADES

mean	sd	var	min	Q1	Median	Q3	Max	greek
-7	1.658	2.75	-9	-8.75	-7	-5.25	-5	60

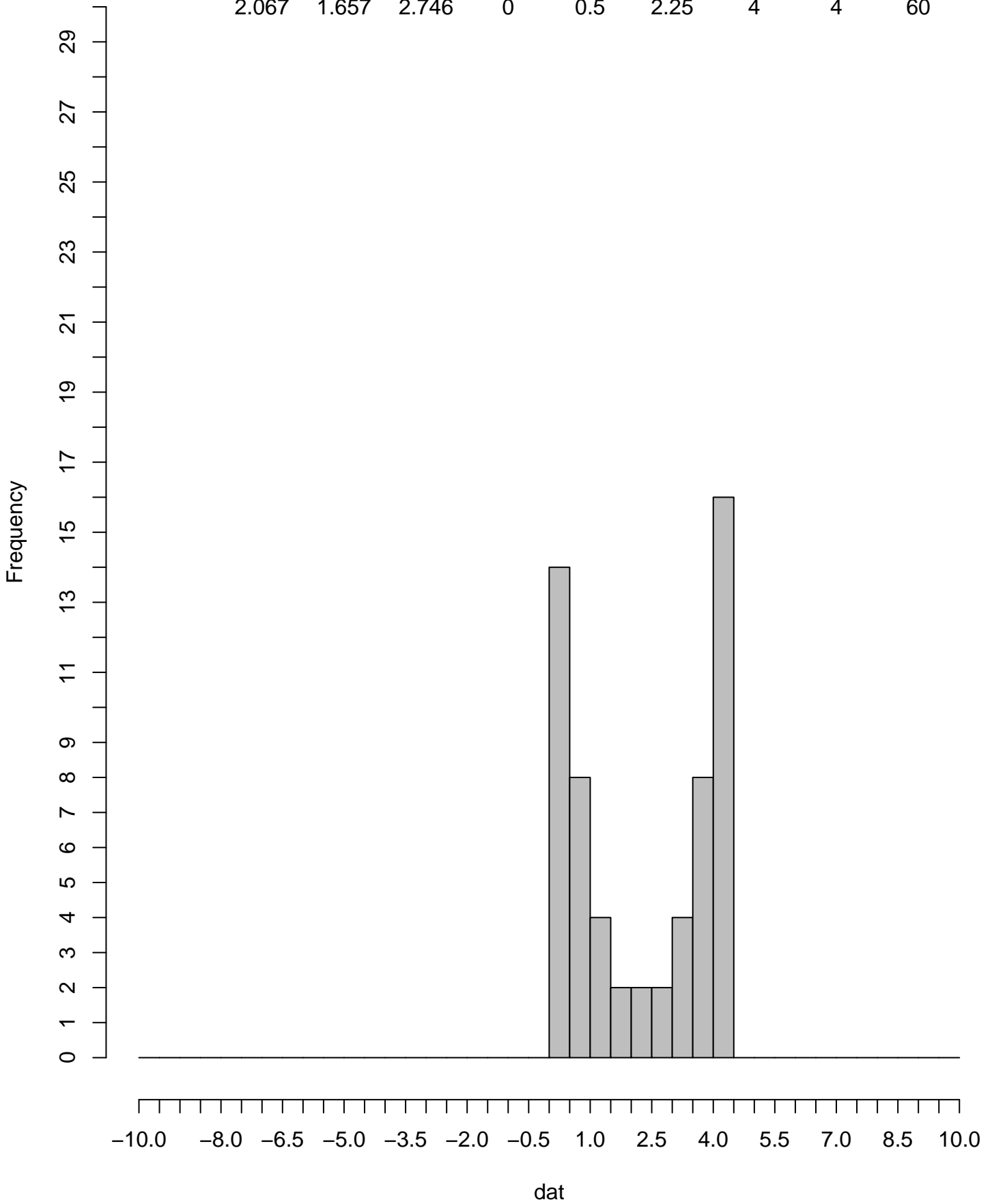


HECATE

	4	4	4	4	4	4	
	4	4	4	4	4	4	
	3.5	3.5	4	4	4	4	
	3.5	3.5	3.5	3.5	3.5	3.5	
	2.5	2.5	3	3	3	3	
	1	1	1.5	1.5	2	2	
	0.5	0.5	0.5	0.5	1	1	
	0	0	0.5	0.5	0.5	0.5	
	0	0	0	0	0	0	
	0	0	0	0	0	0	

HECATE

mean	sd	var	min	Q1	Median	Q3	Max	greek
2.067	1.657	2.746	0	0.5	2.25	4	4	60

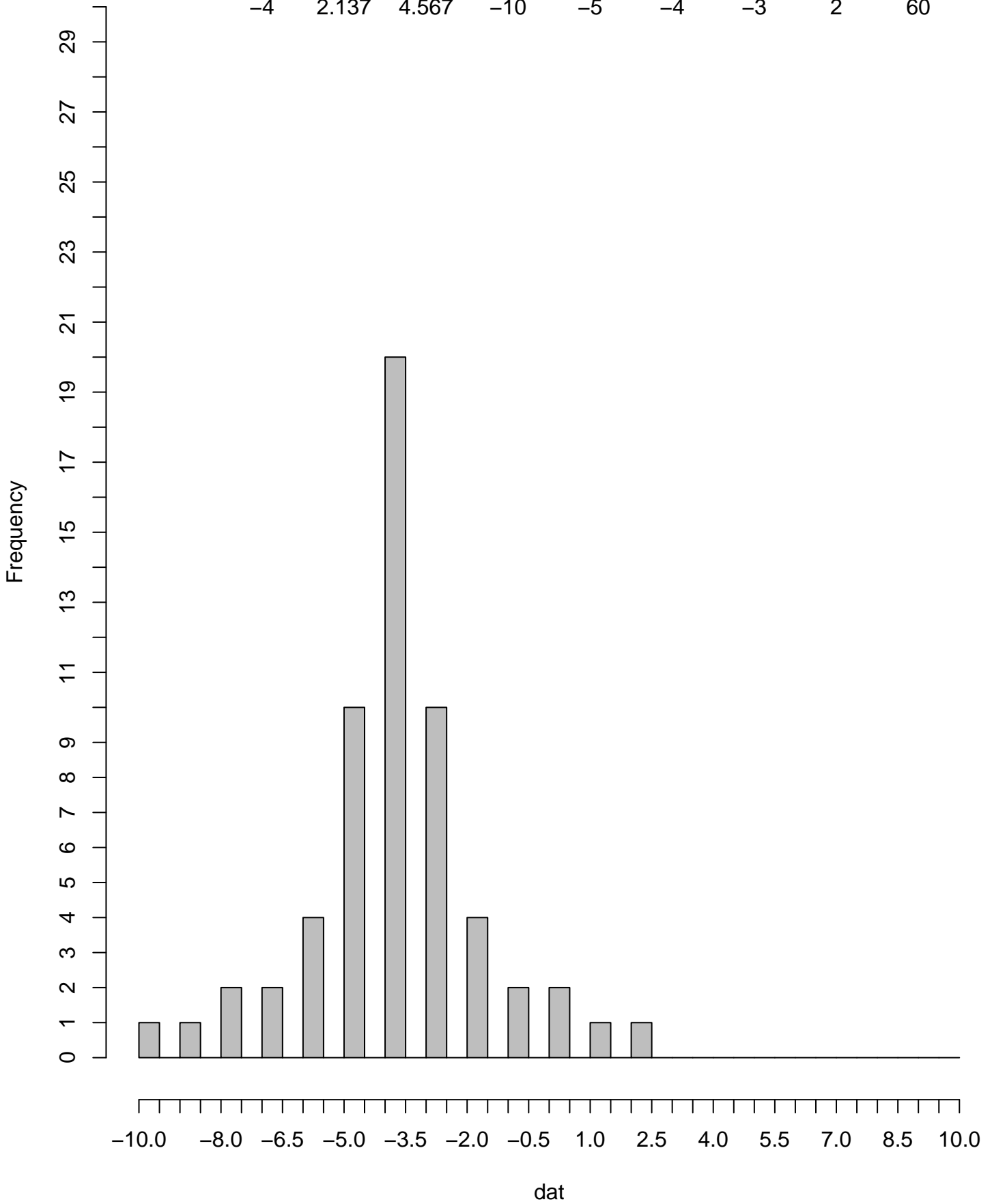


HEIMDALL

	-1	-1	0	0	1	2	
	-3	-3	-2	-2	-2	-2	
	-3	-3	-3	-3	-3	-3	
	-4	-4	-4	-4	-3	-3	
	-4	-4	-4	-4	-4	-4	
	-4	-4	-4	-4	-4	-4	
	-5	-5	-4	-4	-4	-4	
	-5	-5	-5	-5	-5	-5	
	-6	-6	-6	-6	-5	-5	
	-10	-9	-8	-8	-7	-7	

HEIMDALL

mean	sd	var	min	Q1	Median	Q3	Max	norse
-4	2.137	4.567	-10	-5	-4	-3	2	60

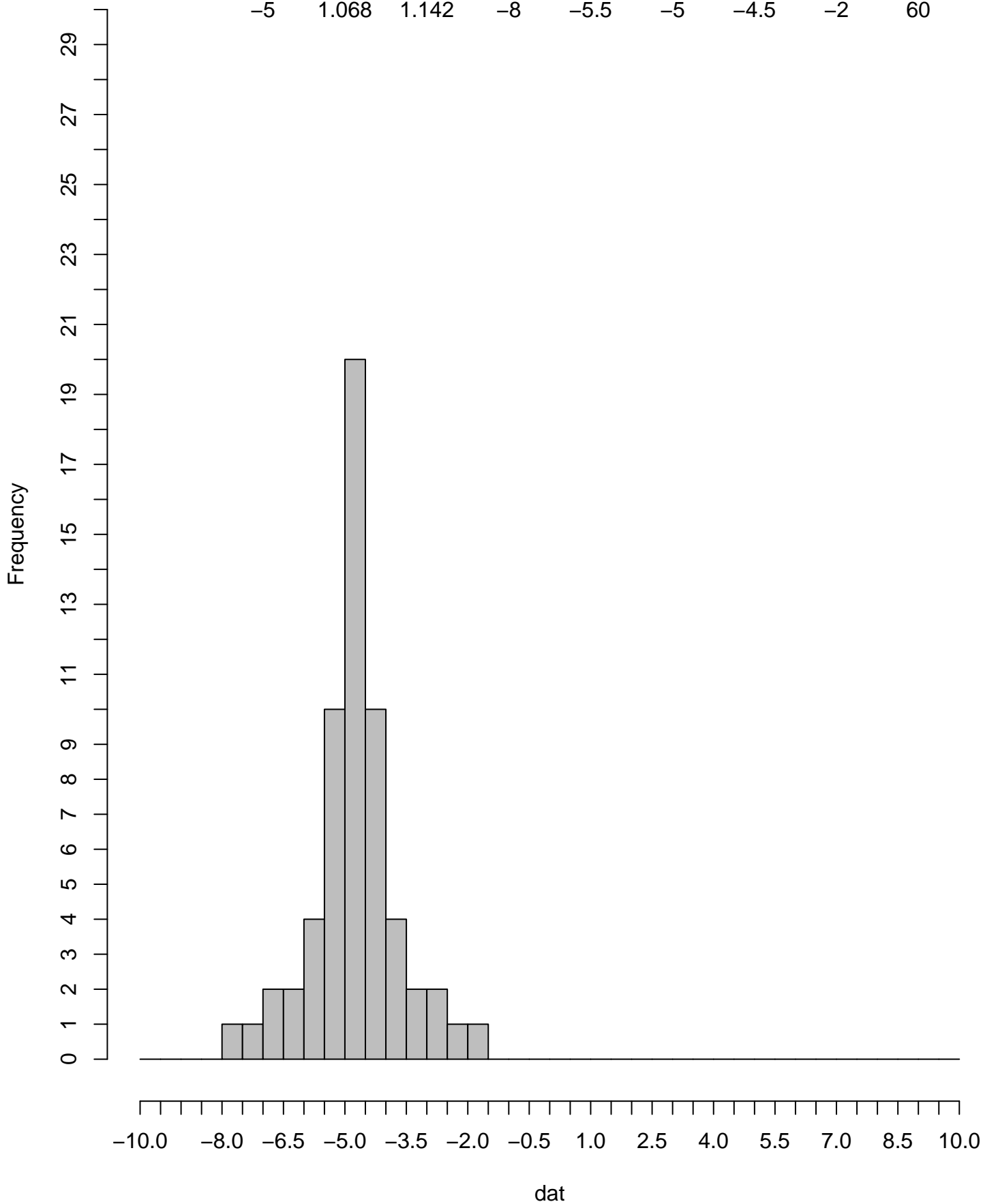


HEL

	-3.5	-3.5	-3	-3	-2.5	-2	
	-4.5	-4.5	-4	-4	-4	-4	
	-4.5	-4.5	-4.5	-4.5	-4.5	-4.5	
	-5	-5	-5	-5	-4.5	-4.5	
	-5	-5	-5	-5	-5	-5	
	-5	-5	-5	-5	-5	-5	
	-5.5	-5.5	-5	-5	-5	-5	
	-5.5	-5.5	-5.5	-5.5	-5.5	-5.5	
	-6	-6	-6	-6	-5.5	-5.5	
	-8	-7.5	-7	-7	-6.5	-6.5	

HEL

mean	sd	var	min	Q1	Median	Q3	Max	norse
-5	1.068	1.142	-8	-5.5	-5	-4.5	-2	60

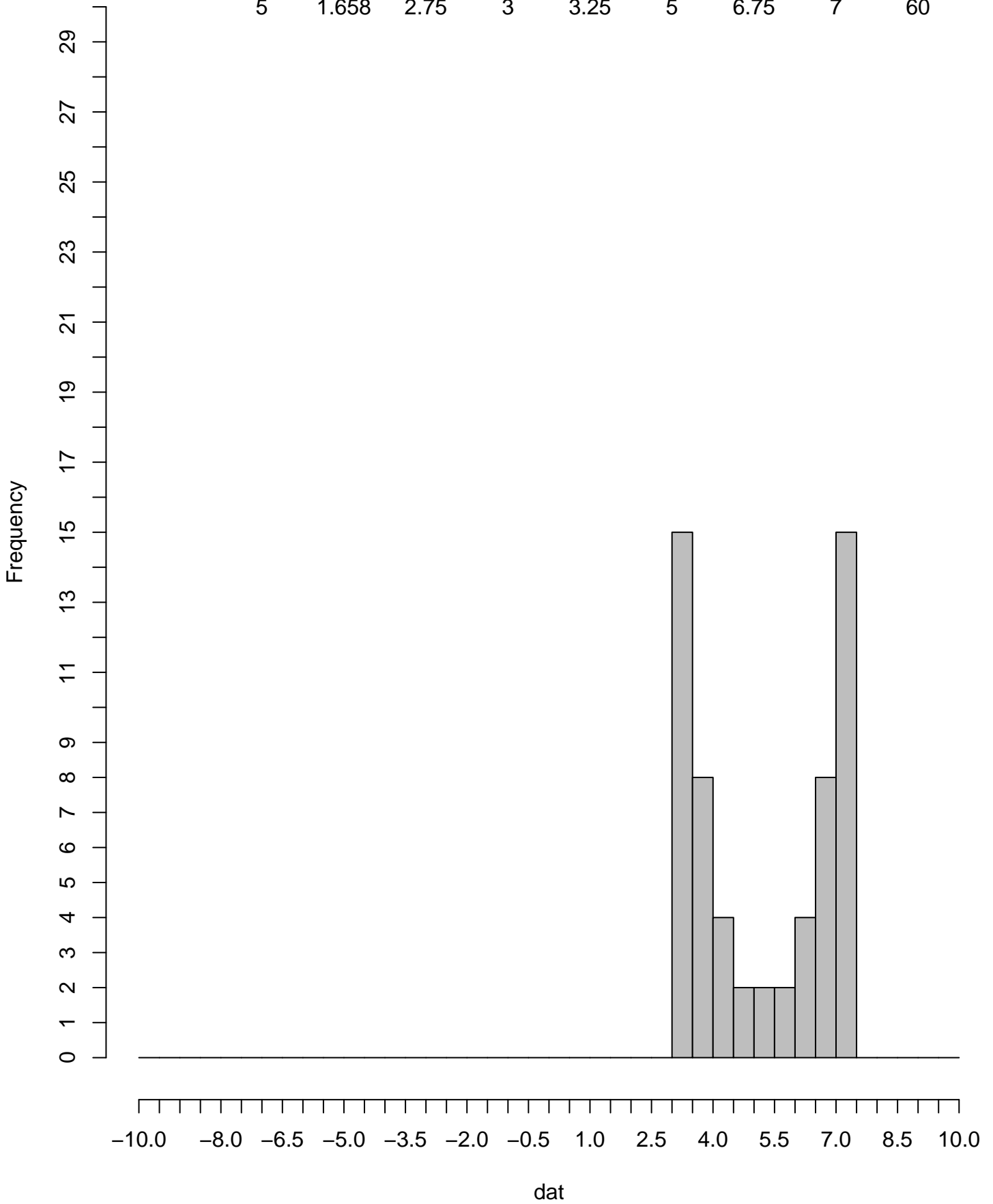


HERA

	7	7	7	7	7	7	
	7	7	7	7	7	7	
	6.5	6.5	6.5	7	7	7	
	6	6.5	6.5	6.5	6.5	6.5	
	5	5.5	5.5	6	6	6	
	4	4	4	4.5	4.5	5	
	3.5	3.5	3.5	3.5	3.5	4	
	3	3	3	3.5	3.5	3.5	
	3	3	3	3	3	3	
	3	3	3	3	3	3	

HERA

mean	sd	var	min	Q1	Median	Q3	Max	greek
5	1.658	2.75	3	3.25	5	6.75	7	60

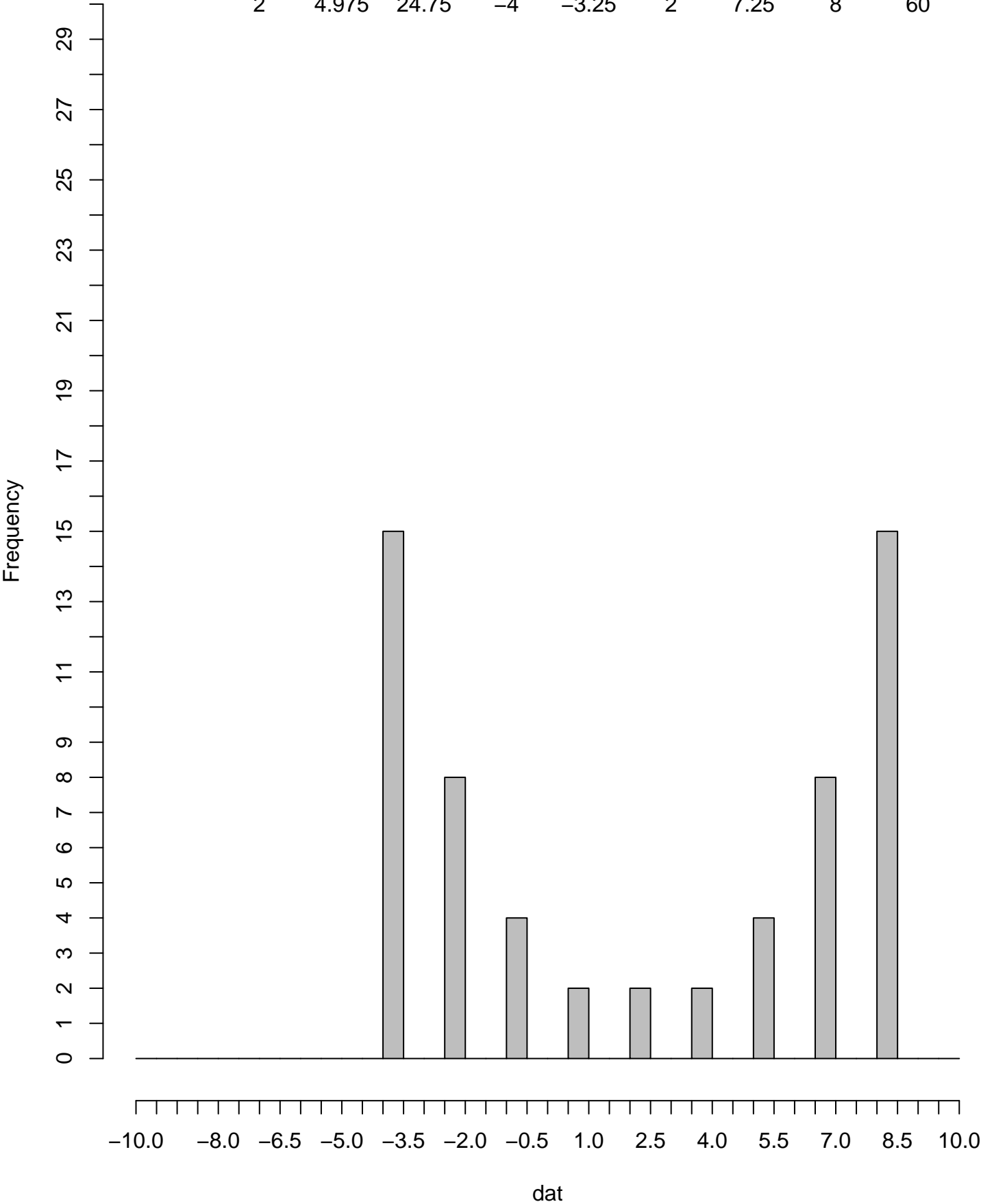


HERMES

	8	8	8	8	8	8	
	8	8	8	8	8	8	
	6.5	6.5	6.5	8	8	8	
	5	6.5	6.5	6.5	6.5	6.5	
	2	3.5	3.5	5	5	5	
	-1	-1	-1	0.5	0.5	2	
	-2.5	-2.5	-2.5	-2.5	-2.5	-1	
	-4	-4	-4	-2.5	-2.5	-2.5	
	-4	-4	-4	-4	-4	-4	
	-4	-4	-4	-4	-4	-4	

HERMES

mean	sd	var	min	Q1	Median	Q3	Max	greek
2	4.975	24.75	-4	-3.25	2	7.25	8	60

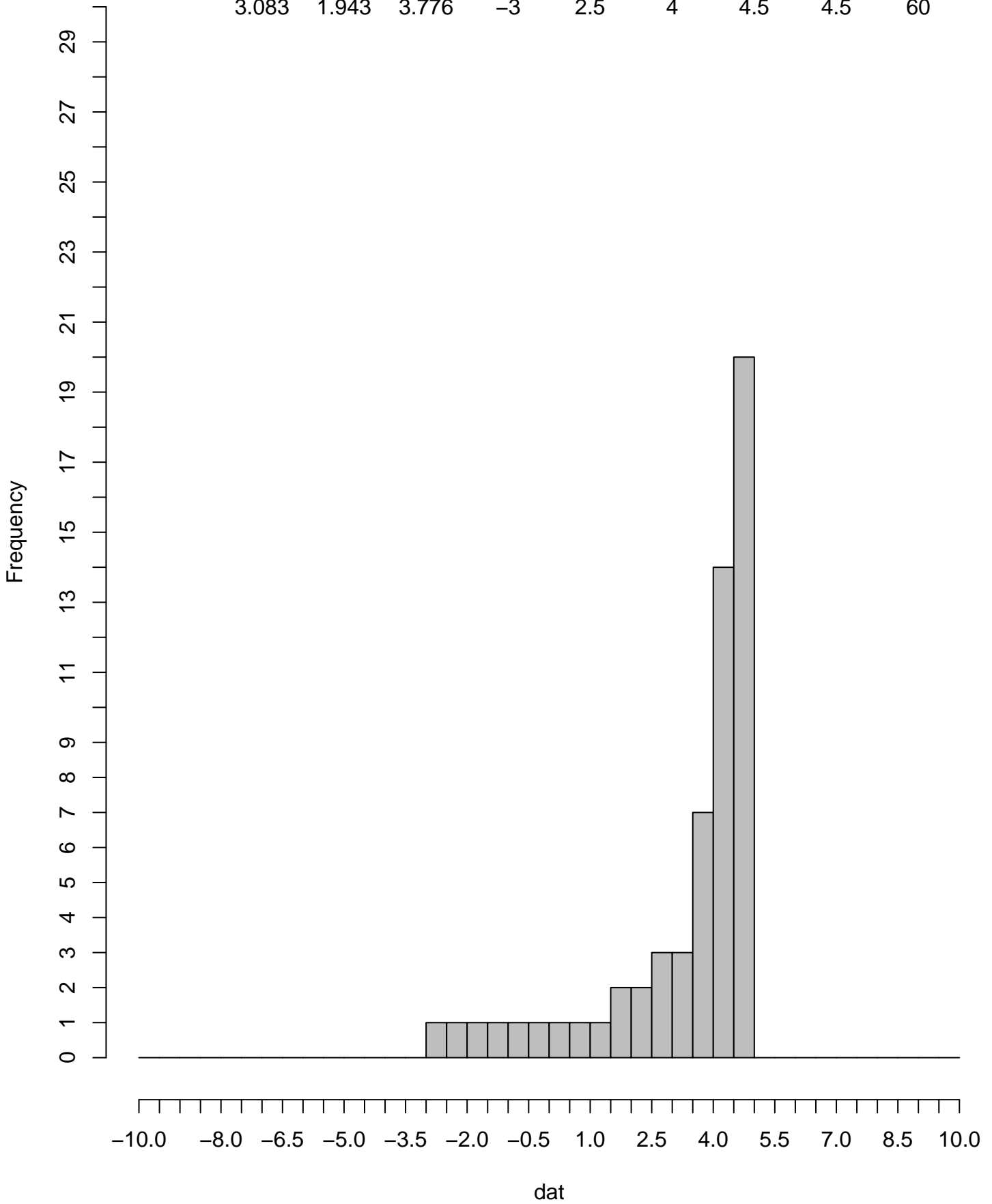


HORUS

	4.5	4.5	4.5	4.5	4.5	4.5	
	4.5	4.5	4.5	4.5	4.5	4.5	
	4.5	4.5	4.5	4.5	4.5	4.5	
	4	4	4	4	4.5	4.5	
	4	4	4	4	4	4	
	3.5	3.5	4	4	4	4	
	3	3.5	3.5	3.5	3.5	3.5	
	2	2.5	2.5	2.5	3	3	
	0	0.5	1	1.5	1.5	2	
	-3	-2.5	-2	-1.5	-1	-0.5	

HORUS

mean	sd	var	min	Q1	Median	Q3	Max	egypt
3.083	1.943	3.776	-3	2.5	4	4.5	4.5	60

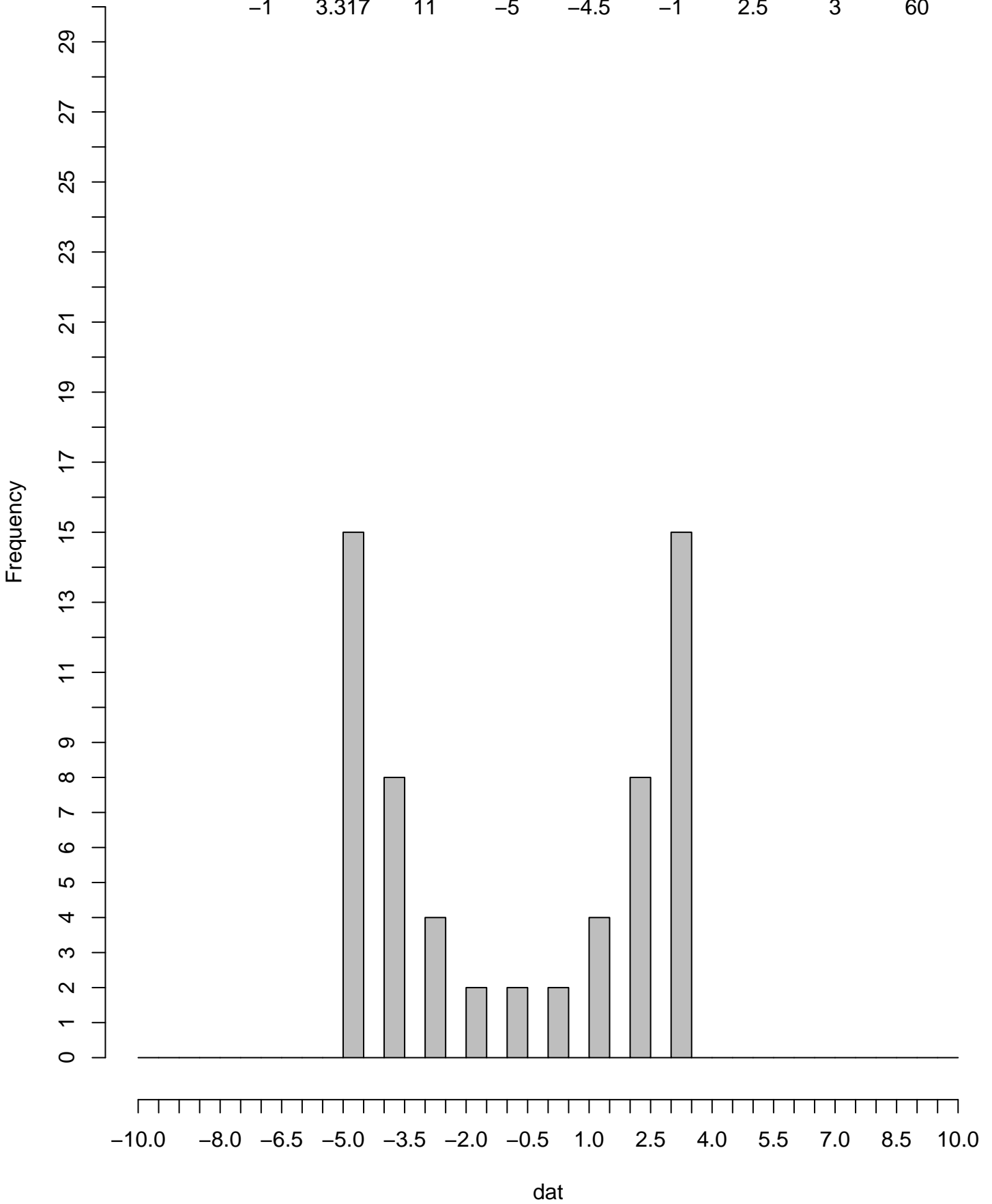


HYPNOS

	3	3	3	3	3	3	
	3	3	3	3	3	3	
	2	2	2	3	3	3	
	1	2	2	2	2	2	
	-1	0	0	1	1	1	
	-3	-3	-3	-2	-2	-1	
	-4	-4	-4	-4	-4	-3	
	-5	-5	-5	-4	-4	-4	
	-5	-5	-5	-5	-5	-5	
	-5	-5	-5	-5	-5	-5	

HYPNOS

mean	sd	var	min	Q1	Median	Q3	Max	greek
-1	3.317	11	-5	-4.5	-1	2.5	3	60

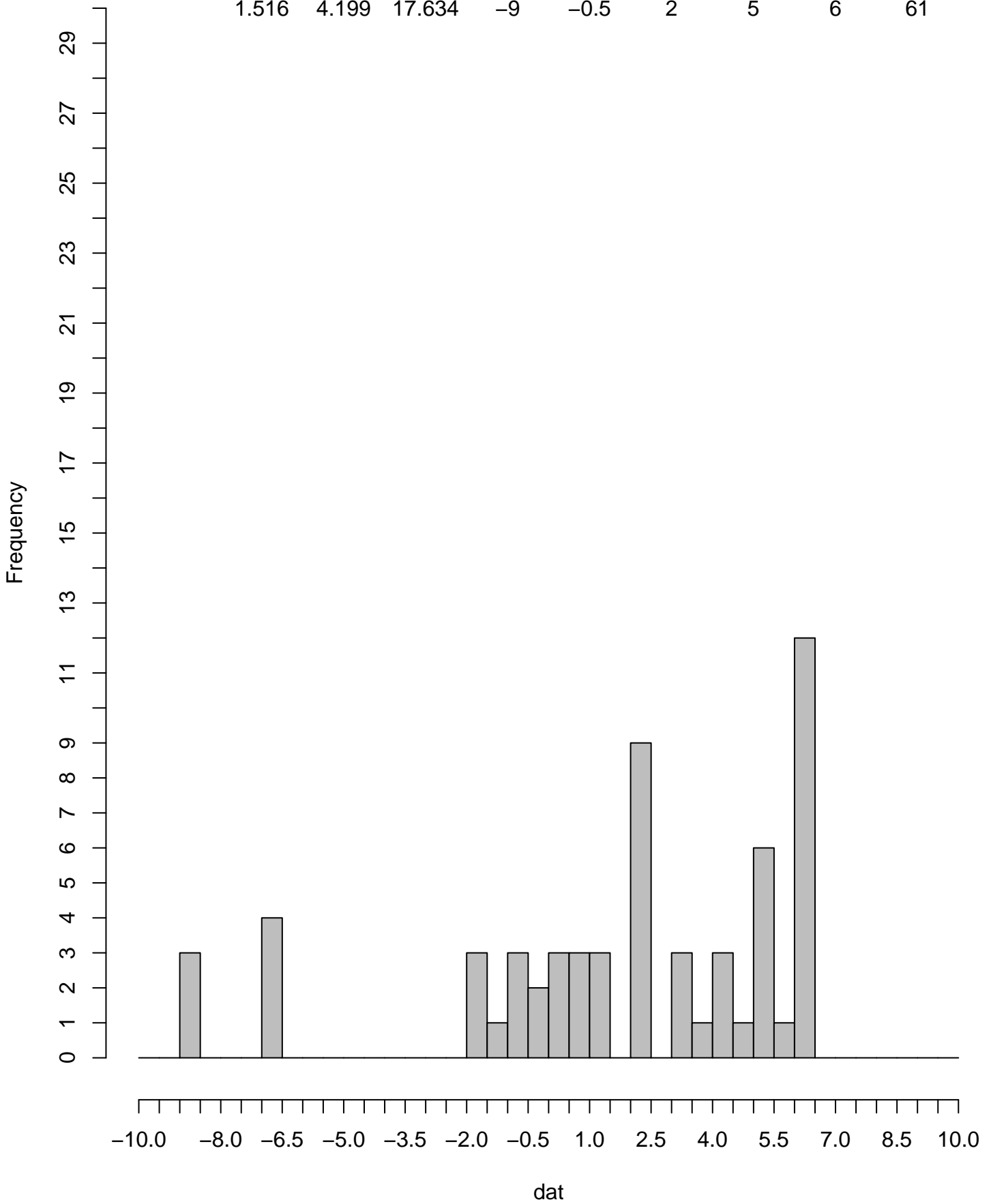


INTI

	6	6	6	6	6	6	
	5.5	6	6	6	6	6	
	5	5	5	5	5	5	
	3	3.5	4	4	4	4.5	
	2	2	2	2	3	3	
	1	2	2	2	2	2	
	0	0.5	0.5	0.5	1	1	
	-1	-1	-0.5	-0.5	0	0	
	-7	-2	-2	-2	-1.5	-1	
	-9	-9	-9	-7	-7	-7	

INTI

mean	sd	var	min	Q1	Median	Q3	Max	wierd
1.516	4.199	17.634	-9	-0.5	2	5	6	61

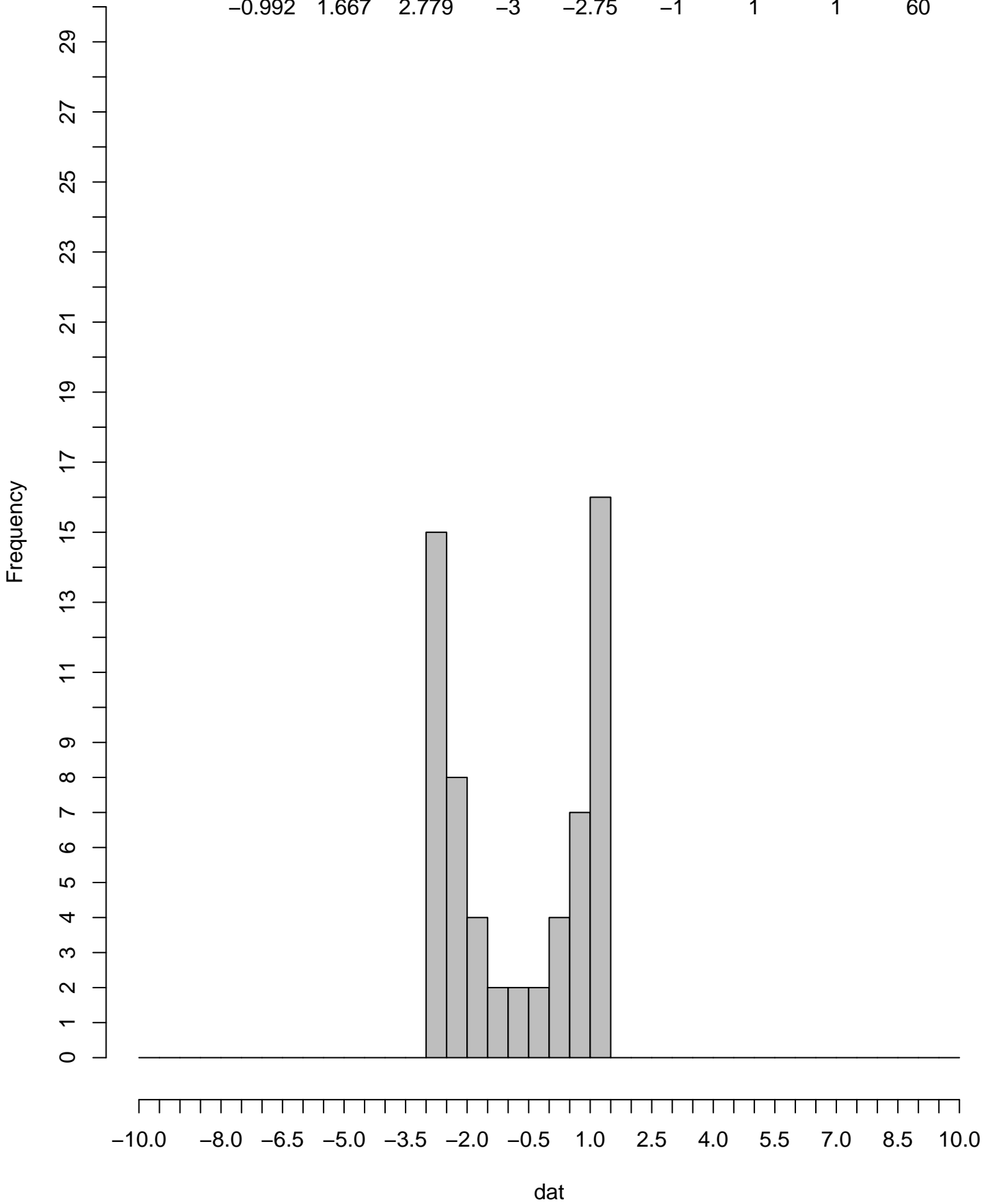


IRIS

	1	1	1	1	1	1	
	1	1	1	1	1	1	
	0.5	0.5	1	1	1	1	
	0	0.5	0.5	0.5	0.5	0.5	
	-1	-0.5	-0.5	0	0	0	
	-2	-2	-2	-1.5	-1.5	-1	
	-2.5	-2.5	-2.5	-2.5	-2.5	-2	
	-3	-3	-3	-2.5	-2.5	-2.5	
	-3	-3	-3	-3	-3	-3	
	-3	-3	-3	-3	-3	-3	

IRIS

mean	sd	var	min	Q1	Median	Q3	Max	greek
-0.992	1.667	2.779	-3	-2.75	-1	1	1	60

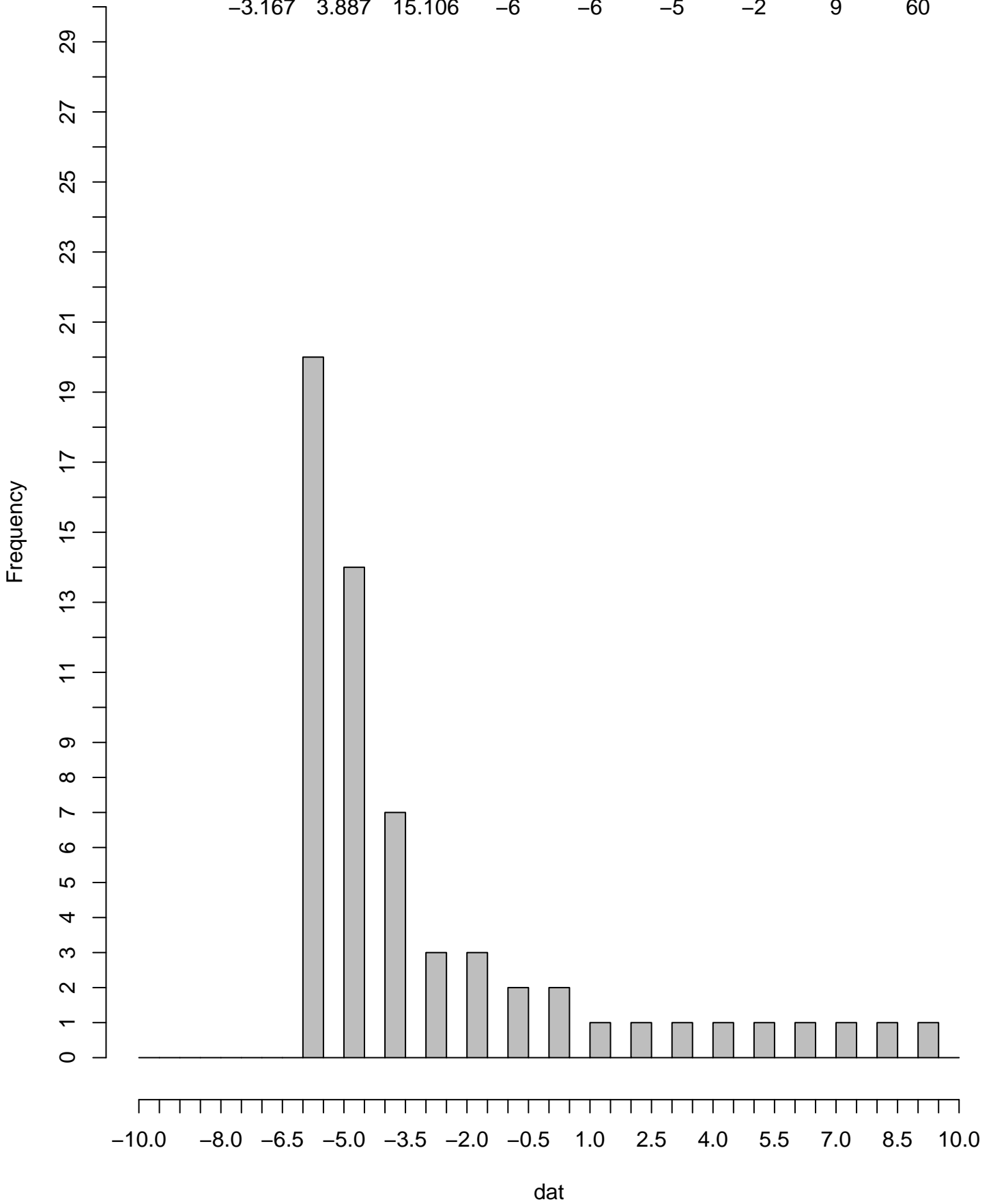


ISIS

	4	5	6	7	8	9	
	-1	0	0	1	2	3	
	-3	-3	-2	-2	-2	-1	
	-4	-4	-4	-4	-4	-3	
	-5	-5	-5	-5	-4	-4	
	-5	-5	-5	-5	-5	-5	
	-6	-6	-5	-5	-5	-5	
	-6	-6	-6	-6	-6	-6	
	-6	-6	-6	-6	-6	-6	
	-6	-6	-6	-6	-6	-6	

ISIS

mean	sd	var	min	Q1	Median	Q3	Max	egypt
-3.167	3.887	15.106	-6	-6	-5	-2	9	60

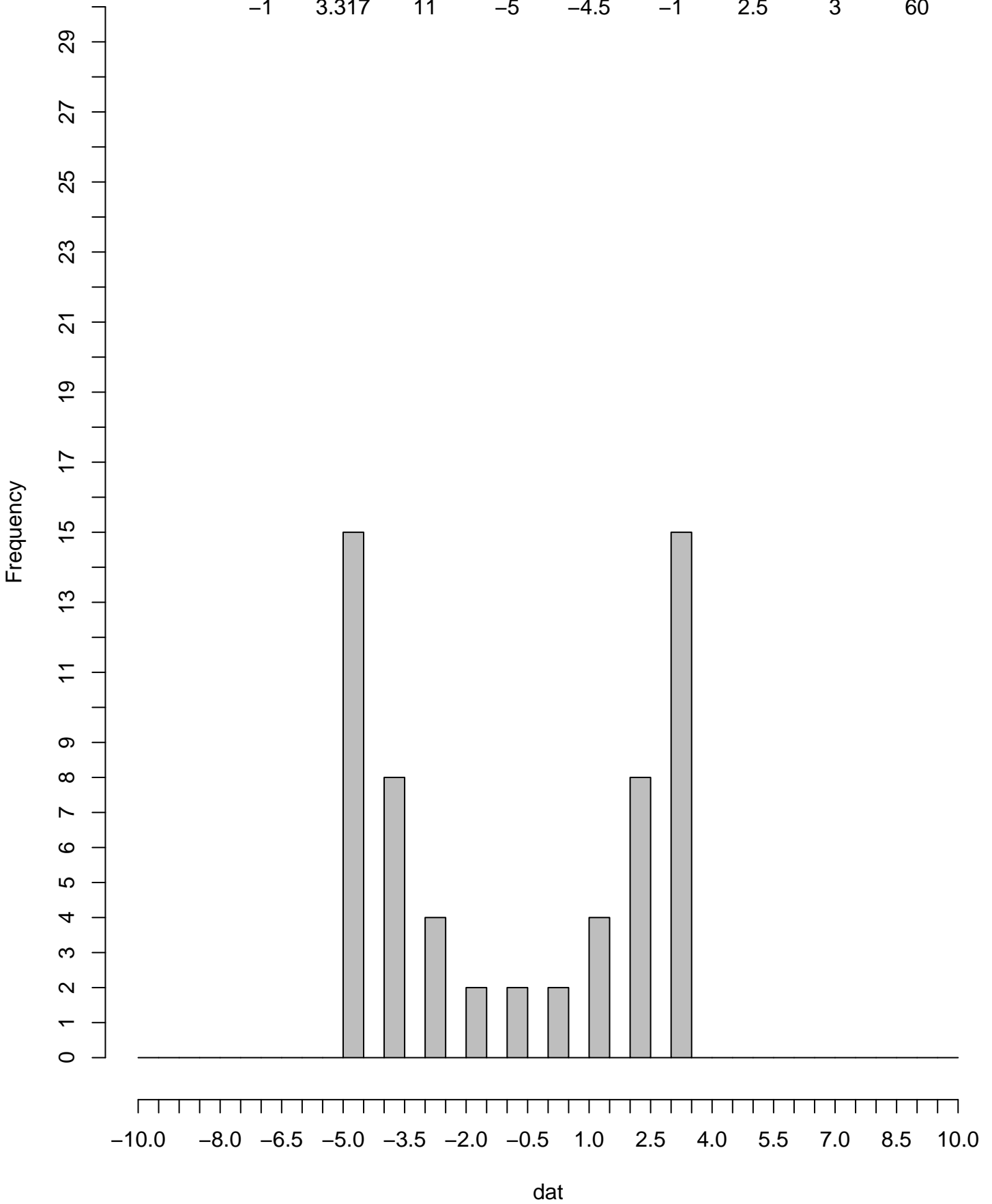


JANUS

	3	3	3	3	3	3	
	3	3	3	3	3	3	
	2	2	2	3	3	3	
	1	2	2	2	2	2	
	-1	0	0	1	1	1	
	-3	-3	-3	-2	-2	-1	
	-4	-4	-4	-4	-4	-3	
	-5	-5	-5	-4	-4	-4	
	-5	-5	-5	-5	-5	-5	
	-5	-5	-5	-5	-5	-5	

JANUS

mean	sd	var	min	Q1	Median	Q3	Max	greek
-1	3.317	11	-5	-4.5	-1	2.5	3	60

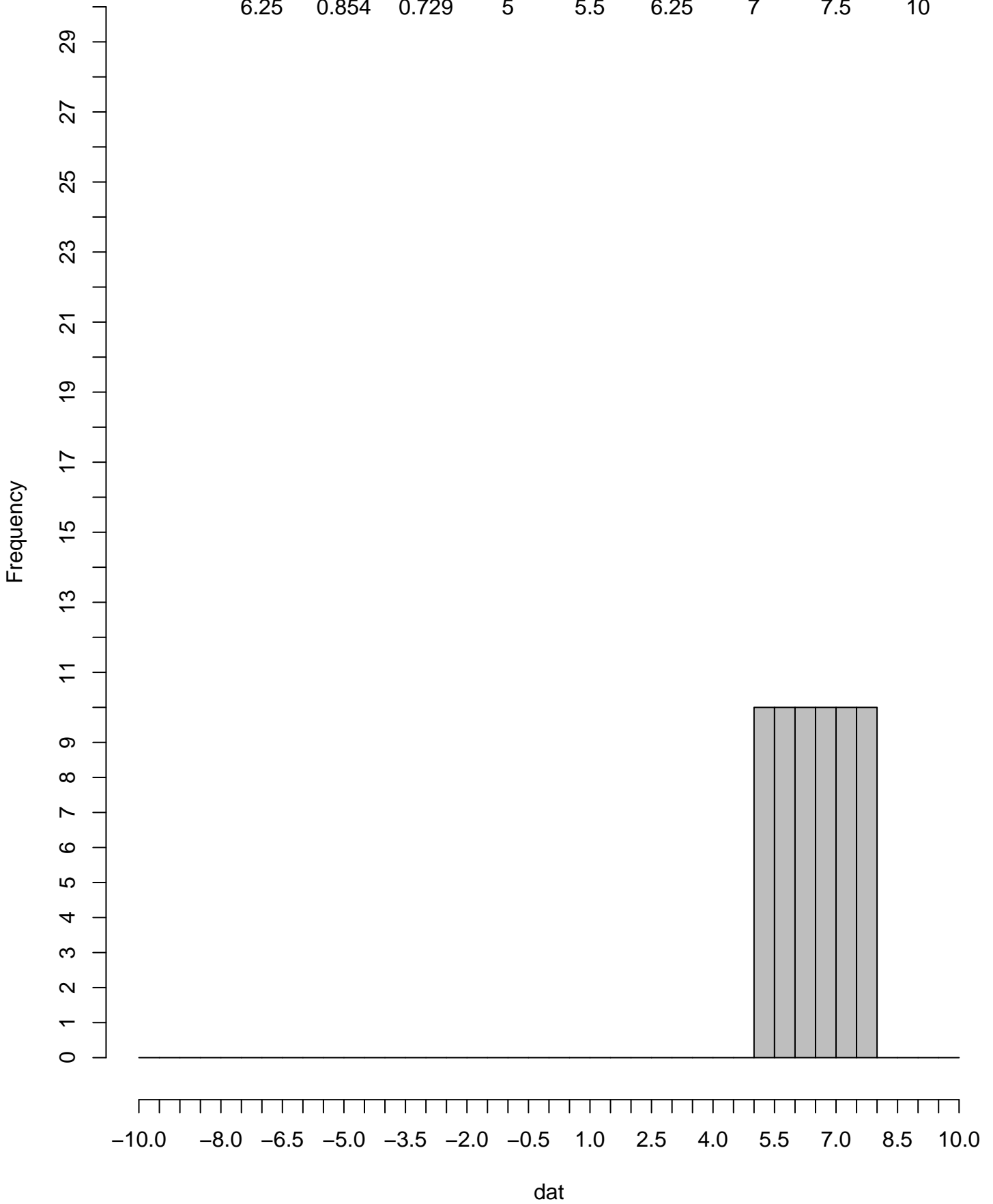


JUNO

	5	5.5	6	6.5	7	7.5	
	5	5.5	6	6.5	7	7.5	
	5	5.5	6	6.5	7	7.5	
	5	5.5	6	6.5	7	7.5	
	5	5.5	6	6.5	7	7.5	
	5	5.5	6	6.5	7	7.5	
	5	5.5	6	6.5	7	7.5	
	5	5.5	6	6.5	7	7.5	
	5	5.5	6	6.5	7	7.5	
	5	5.5	6	6.5	7	7.5	
	5	5.5	6	6.5	7	7.5	
	5	5.5	6	6.5	7	7.5	
	5	5.5	6	6.5	7	7.5	
	5	5.5	6	6.5	7	7.5	

JUNO

mean	sd	var	min	Q1	Median	Q3	Max	roman
6.25	0.854	0.729	5	5.5	6.25	7	7.5	10

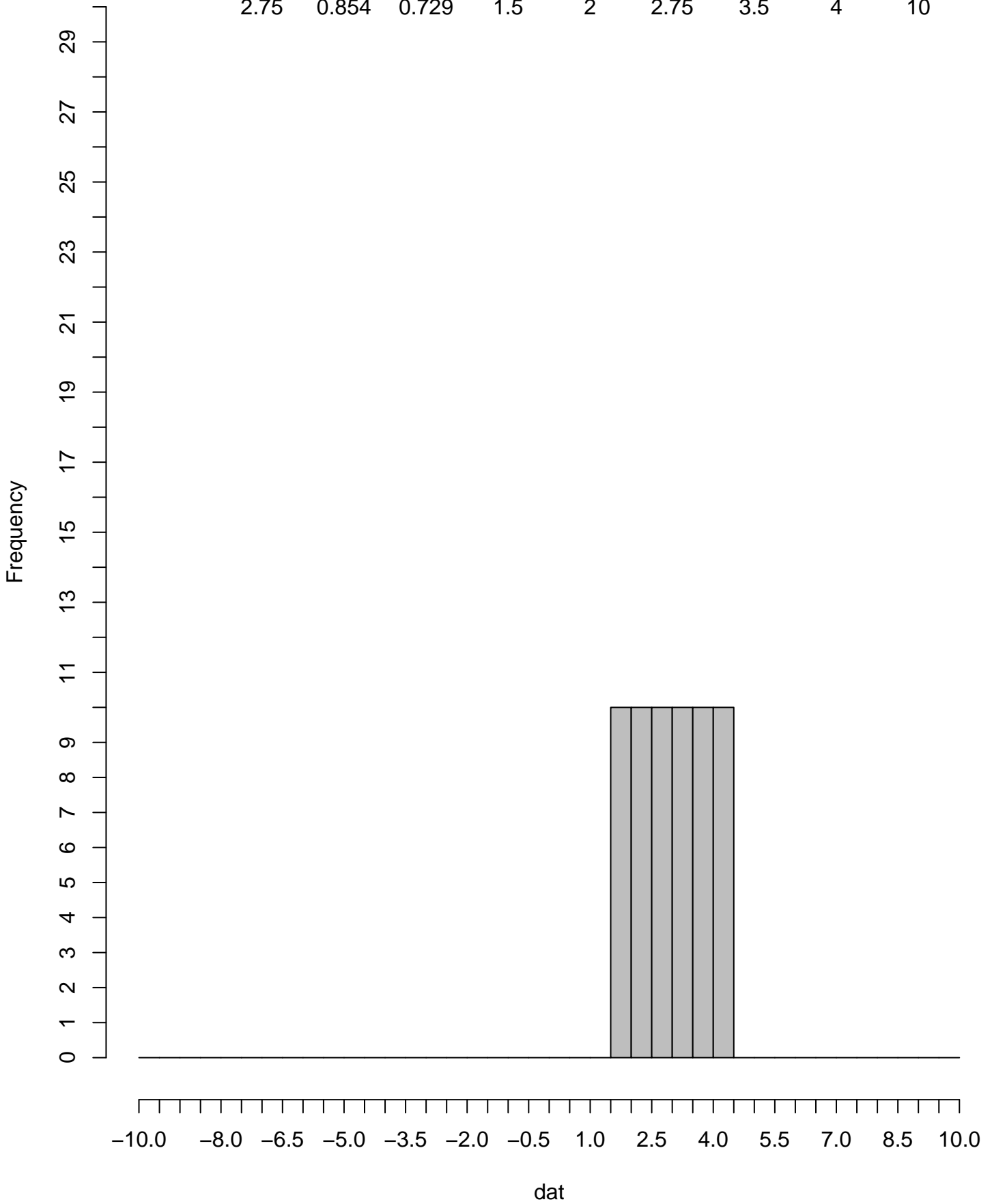


JUPITER

	1.5	2	2.5	3	3.5	4	
	1.5	2	2.5	3	3.5	4	
	1.5	2	2.5	3	3.5	4	
	1.5	2	2.5	3	3.5	4	
	1.5	2	2.5	3	3.5	4	
	1.5	2	2.5	3	3.5	4	
	1.5	2	2.5	3	3.5	4	
	1.5	2	2.5	3	3.5	4	
	1.5	2	2.5	3	3.5	4	
	1.5	2	2.5	3	3.5	4	
	1.5	2	2.5	3	3.5	4	
	1.5	2	2.5	3	3.5	4	
	1.5	2	2.5	3	3.5	4	

JUPITER

mean	sd	var	min	Q1	Median	Q3	Max	roman
2.75	0.854	0.729	1.5	2	2.75	3.5	4	10

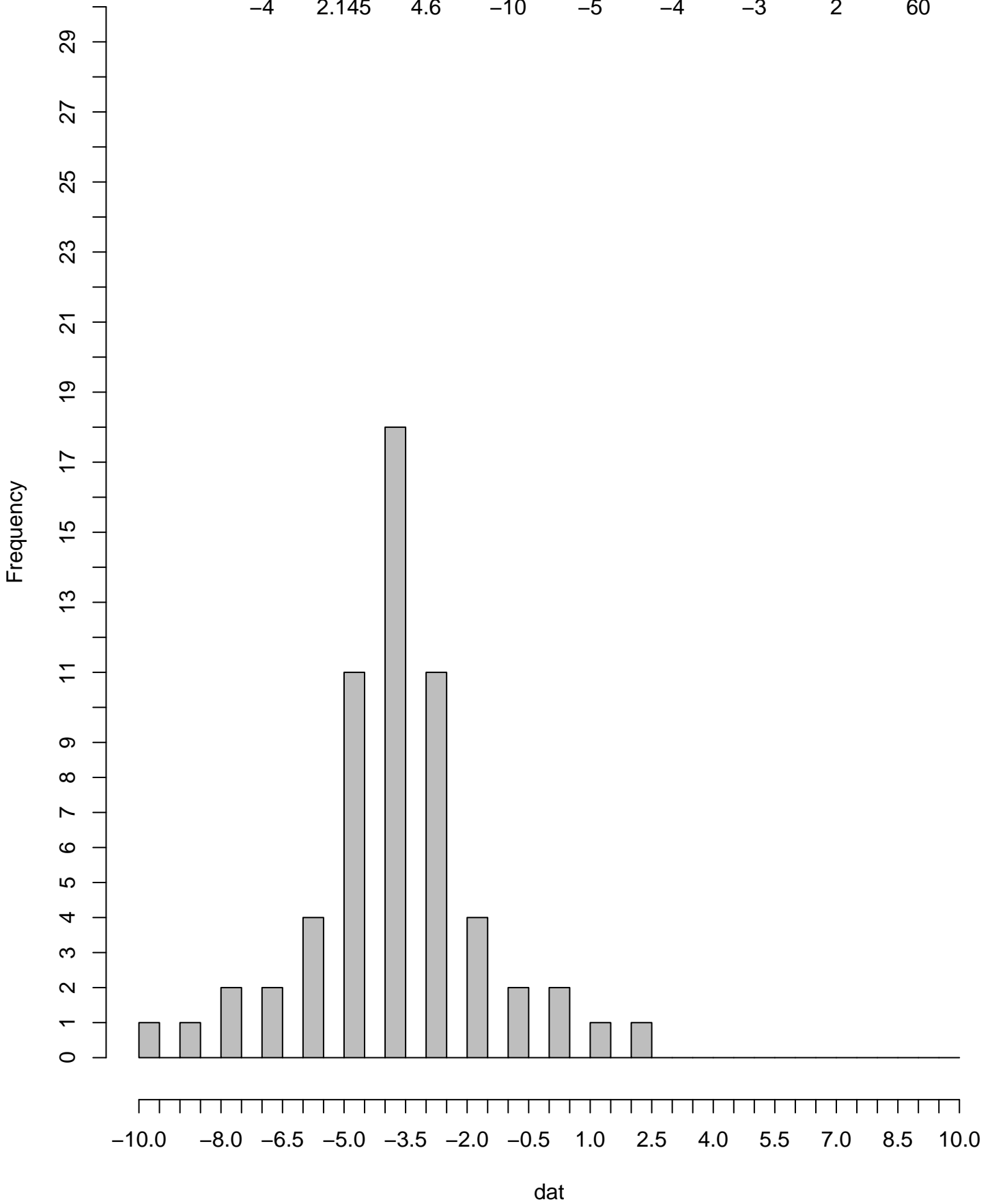


LOKI

	-1	-1	0	0	1	2	
	-3	-3	-2	-2	-2	-2	
	-3	-3	-3	-3	-3	-3	
	-4	-4	-4	-3	-3	-3	
	-4	-4	-4	-4	-4	-4	
	-4	-4	-4	-4	-4	-4	
	-5	-5	-5	-4	-4	-4	
	-5	-5	-5	-5	-5	-5	
	-6	-6	-6	-6	-5	-5	
	-10	-9	-8	-8	-7	-7	

LOKI

mean	sd	var	min	Q1	Median	Q3	Max	norse
-4	2.145	4.6	-10	-5	-4	-3	2	60

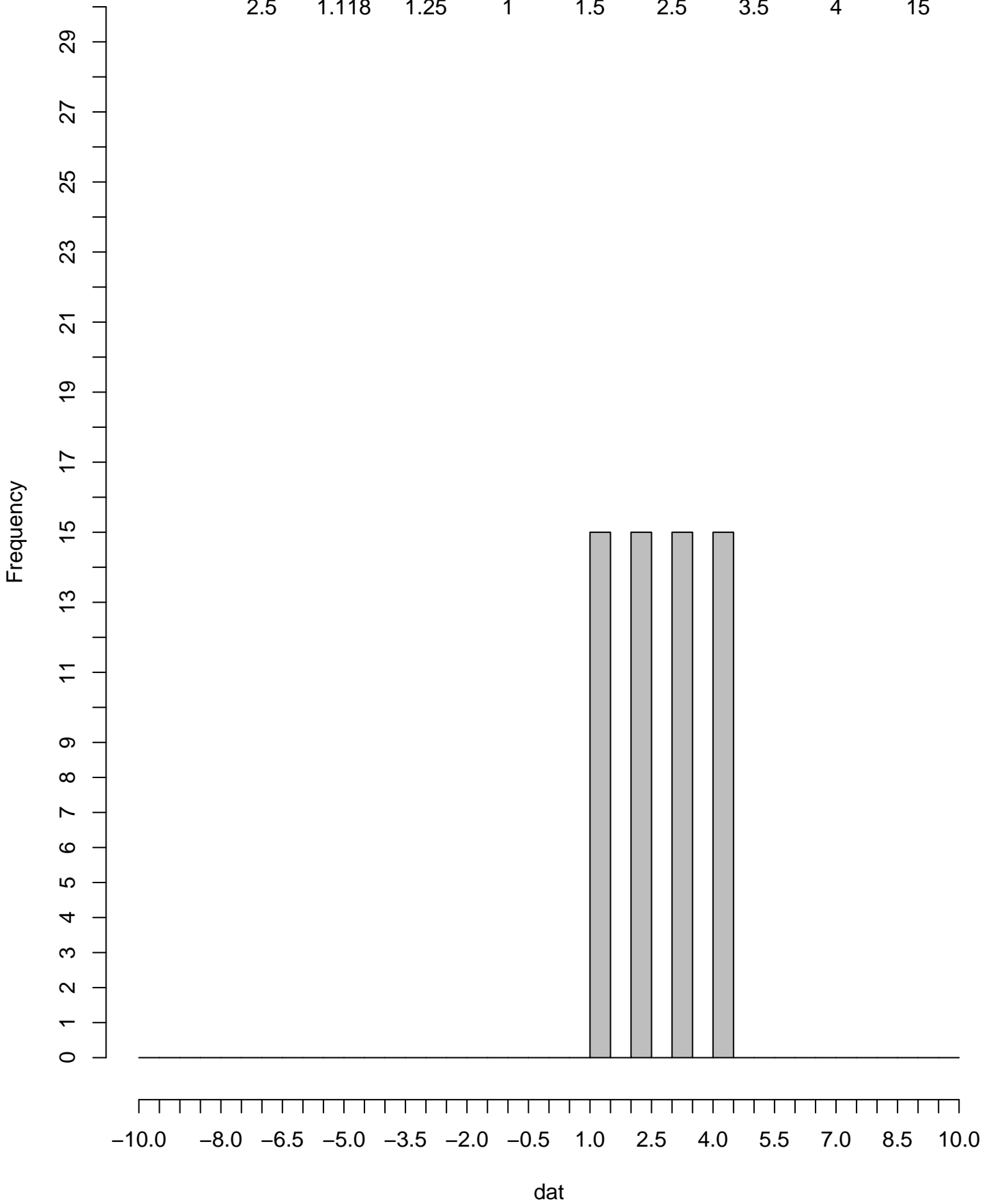


MARS

	3	4	1	2	3	4	
	1	2	3	4	1	2	
	3	4	1	2	3	4	
	1	2	3	4	1	2	
	3	4	1	2	3	4	
	1	2	3	4	1	2	
	3	4	1	2	3	4	
	1	2	3	4	1	2	
	3	4	1	2	3	4	
	1	2	3	4	1	2	
	3	4	1	2	3	4	
	1	2	3	4	1	2	

MARS

mean	sd	var	min	Q1	Median	Q3	Max	roman
2.5	1.118	1.25	1	1.5	2.5	3.5	4	15

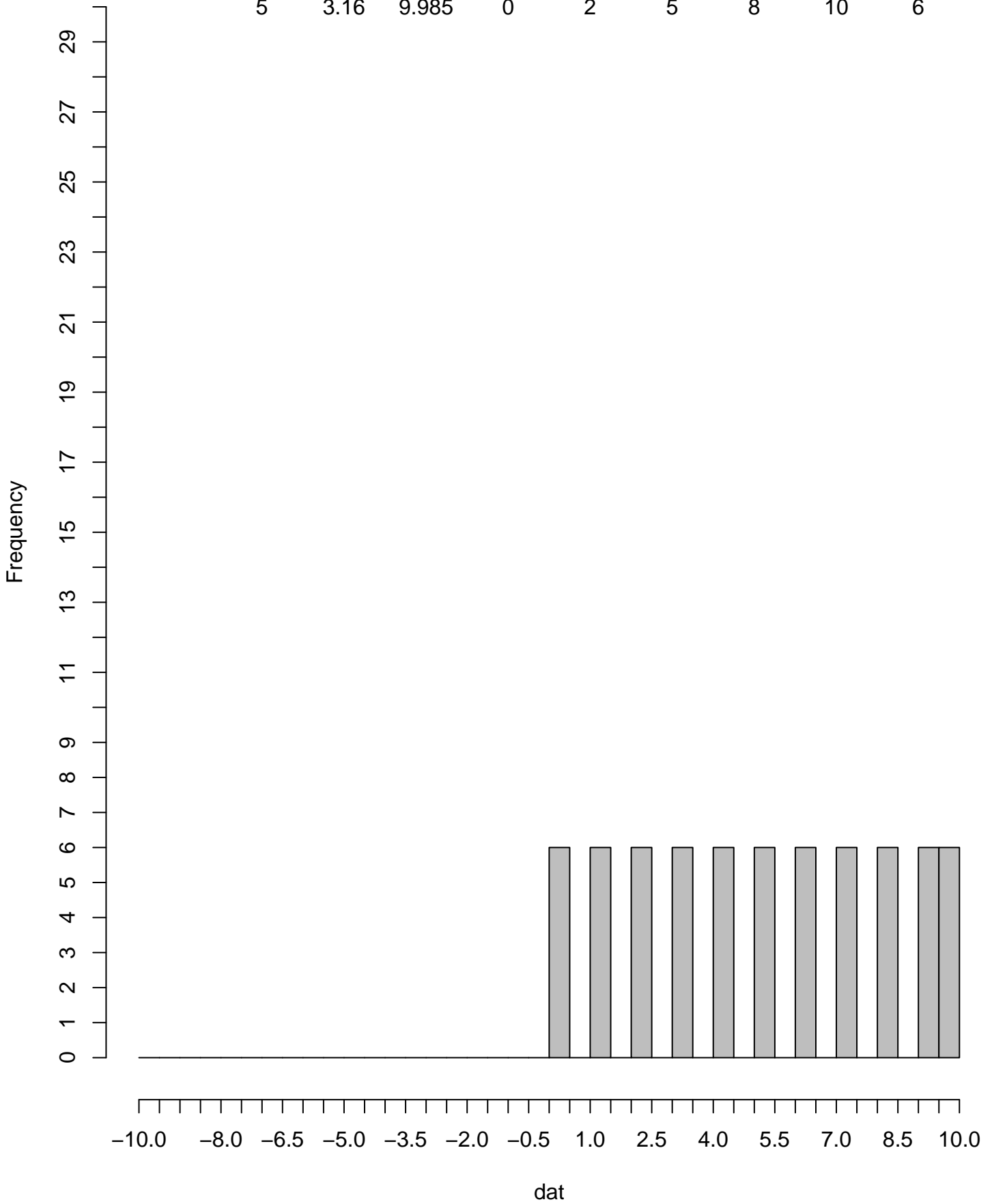


MERCURY

	10	0	1	2	3	4	
	4	5	6	7	8	9	
	9	10	0	1	2	3	
	3	4	5	6	7	8	
	8	9	10	0	1	2	
	2	3	4	5	6	7	
	7	8	9	10	0	1	
	1	2	3	4	5	6	
	6	7	8	9	10	0	
	0	1	2	3	4	5	

MERCURY

mean	sd	var	min	Q1	Median	Q3	Max	roman
5	3.16	9.985	0	2	5	8	10	6

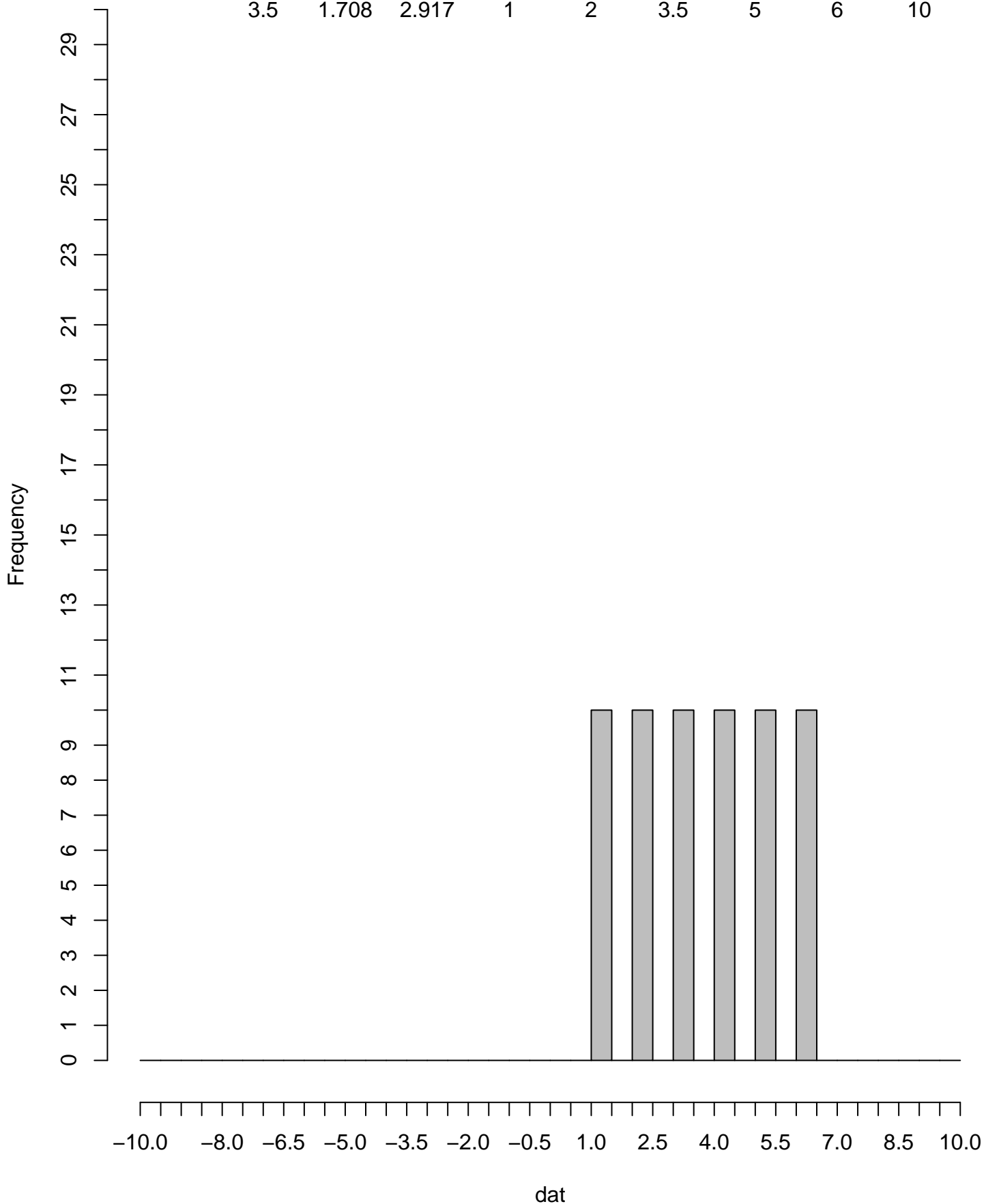


MINERVA

	1	2	3	4	5	6	
	1	2	3	4	5	6	
	1	2	3	4	5	6	
	1	2	3	4	5	6	
	1	2	3	4	5	6	
	1	2	3	4	5	6	
	1	2	3	4	5	6	
	1	2	3	4	5	6	
	1	2	3	4	5	6	
	1	2	3	4	5	6	
	1	2	3	4	5	6	
	1	2	3	4	5	6	
	1	2	3	4	5	6	
	1	2	3	4	5	6	

MINERVA

mean	sd	var	min	Q1	Median	Q3	Max	roman
3.5	1.708	2.917	1	2	3.5	5	6	10

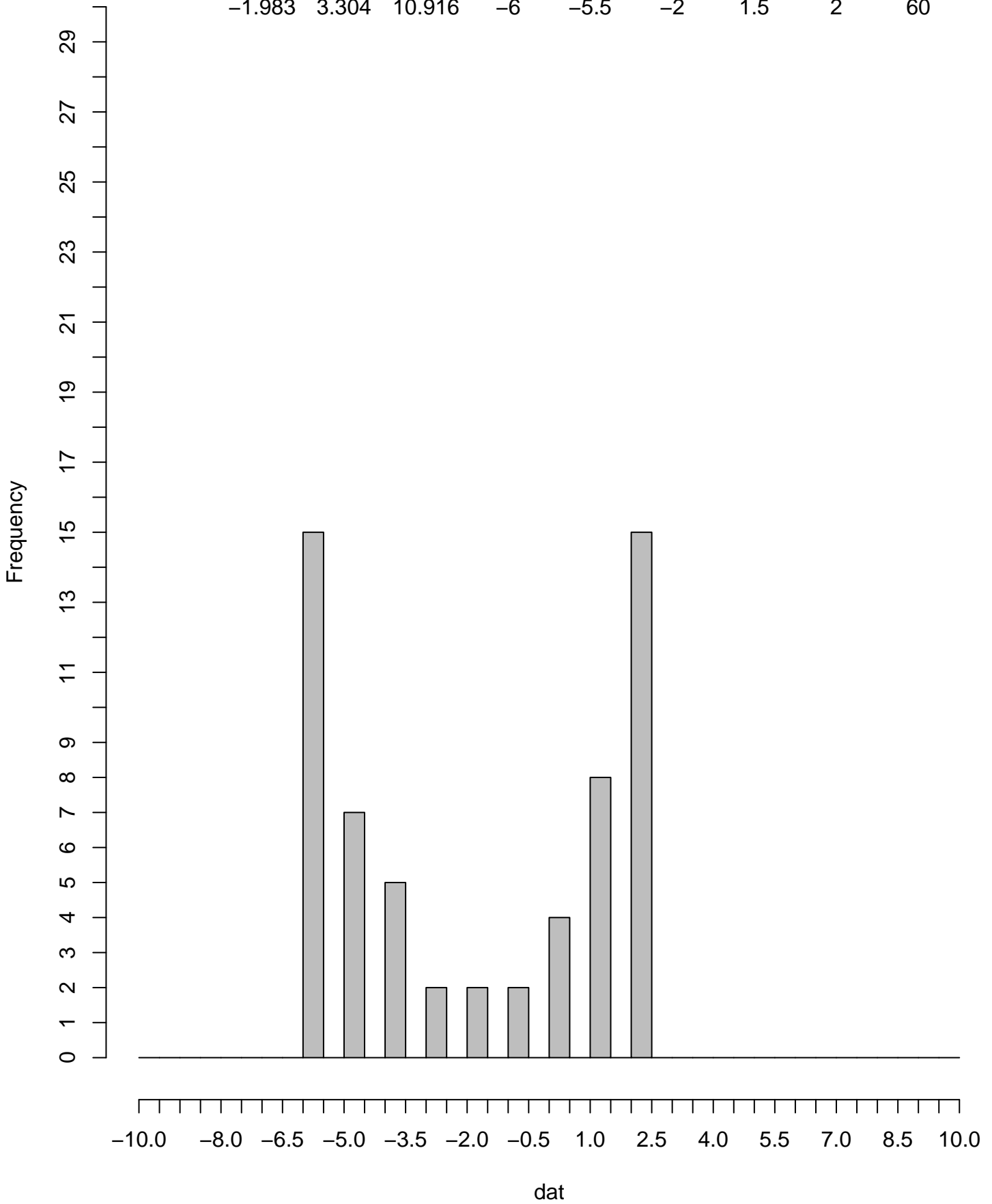


NEMESIS

	2	2	2	2	2	2	
	2	2	2	2	2	2	
	1	1	1	2	2	2	
	0	1	1	1	1	1	
	-2	-1	-1	0	0	0	
	-4	-4	-4	-3	-3	-2	
	-5	-5	-5	-5	-4	-4	
	-6	-6	-6	-5	-5	-5	
	-6	-6	-6	-6	-6	-6	
	-6	-6	-6	-6	-6	-6	

NEMESIS

mean	sd	var	min	Q1	Median	Q3	Max	greek
-1.983	3.304	10.916	-6	-5.5	-2	1.5	2	60

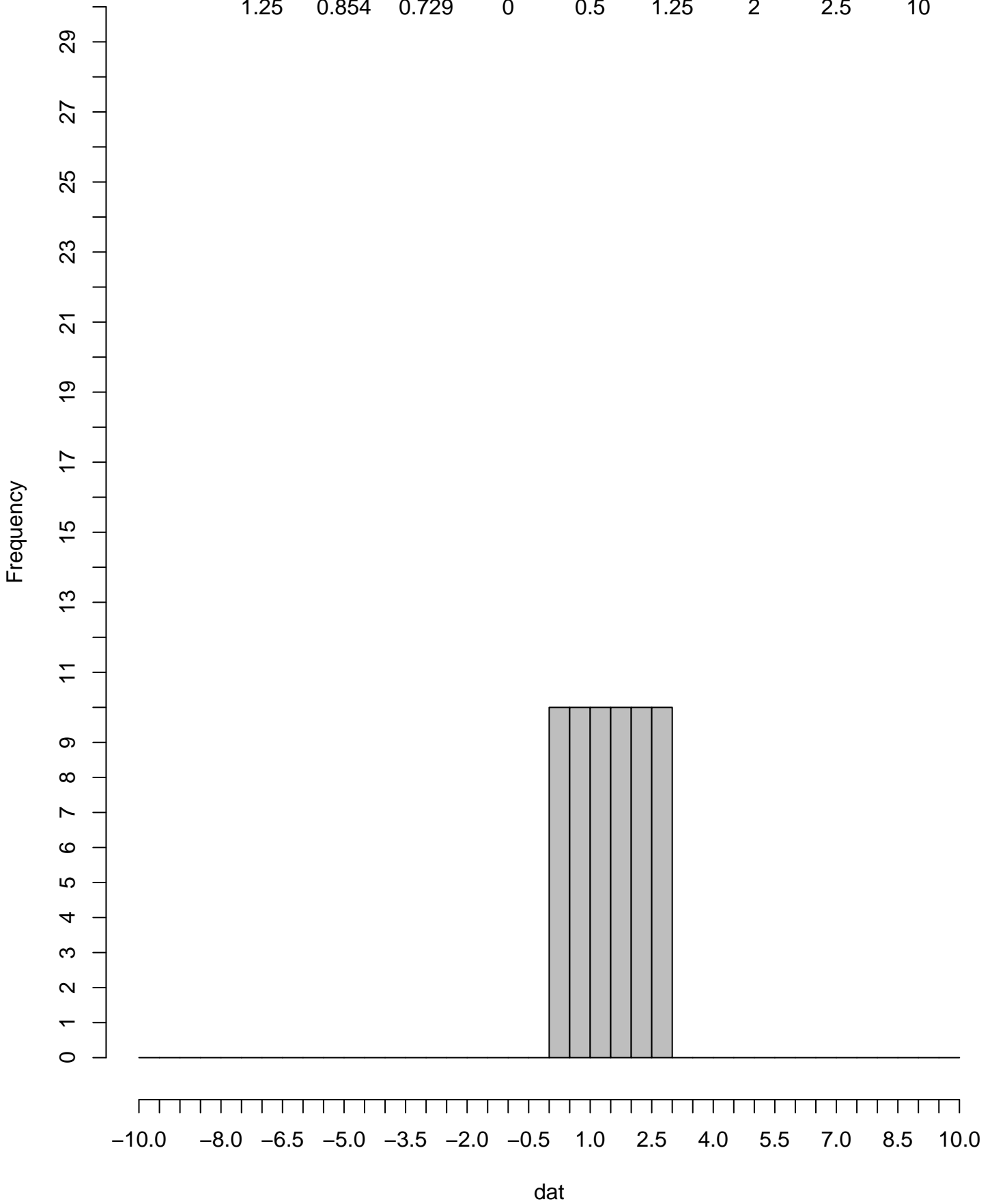


NEPTUNE

	0	0.5	1	1.5	2	2.5	
	0	0.5	1	1.5	2	2.5	
	0	0.5	1	1.5	2	2.5	
	0	0.5	1	1.5	2	2.5	
	0	0.5	1	1.5	2	2.5	
	0	0.5	1	1.5	2	2.5	
	0	0.5	1	1.5	2	2.5	
	0	0.5	1	1.5	2	2.5	
	0	0.5	1	1.5	2	2.5	
	0	0.5	1	1.5	2	2.5	
	0	0.5	1	1.5	2	2.5	
	0	0.5	1	1.5	2	2.5	
	0	0.5	1	1.5	2	2.5	
	0	0.5	1	1.5	2	2.5	

NEPTUNE

mean	sd	var	min	Q1	Median	Q3	Max	roman
1.25	0.854	0.729	0	0.5	1.25	2	2.5	10

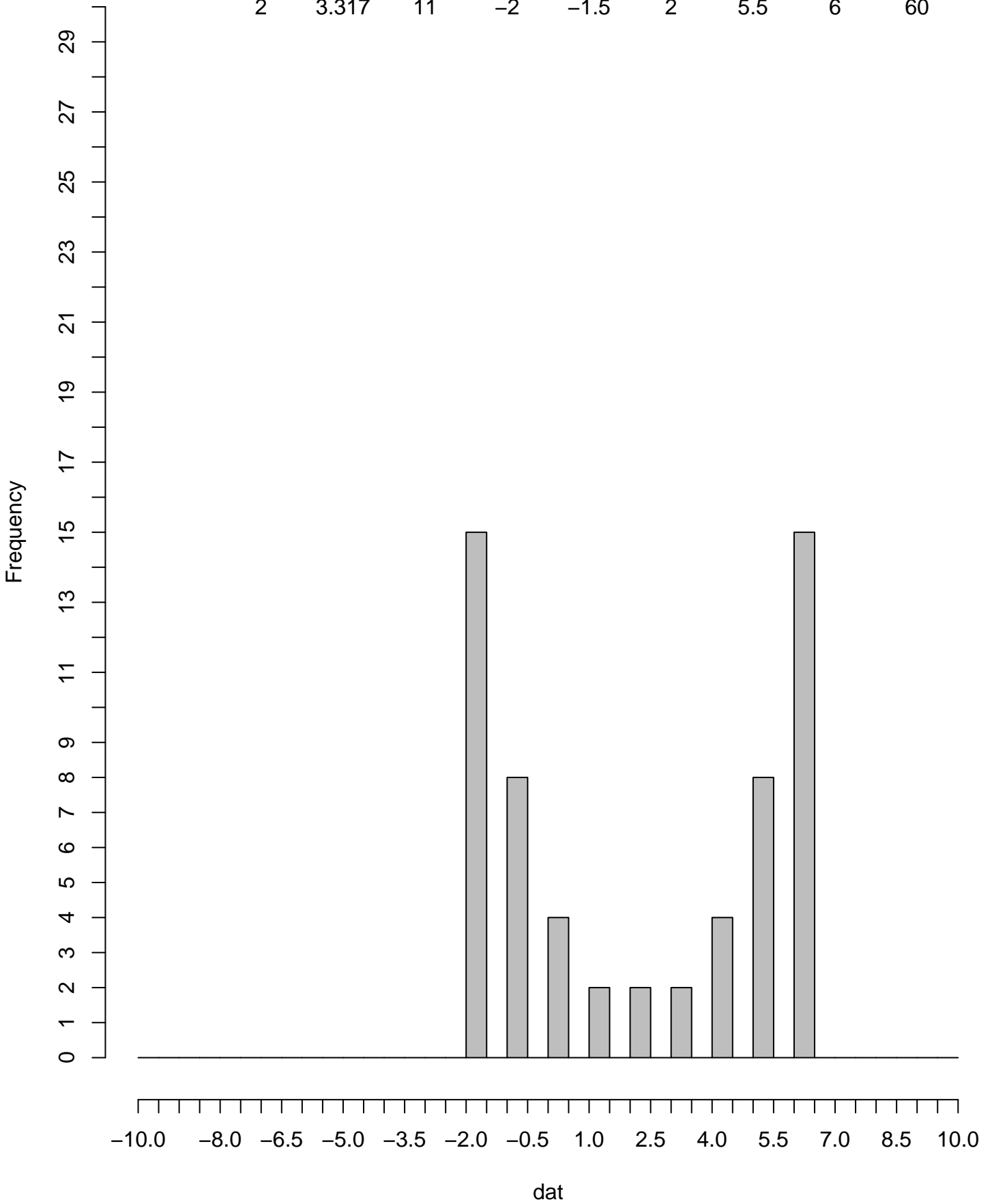


NIKE

	6	6	6	6	6	6	
	6	6	6	6	6	6	
	5	5	5	6	6	6	
	4	5	5	5	5	5	
	2	3	3	4	4	4	
	0	0	0	1	1	2	
	-1	-1	-1	-1	-1	0	
	-2	-2	-2	-1	-1	-1	
	-2	-2	-2	-2	-2	-2	
	-2	-2	-2	-2	-2	-2	

NIKE

mean	sd	var	min	Q1	Median	Q3	Max	greek
2	3.317	11	-2	-1.5	2	5.5	6	60

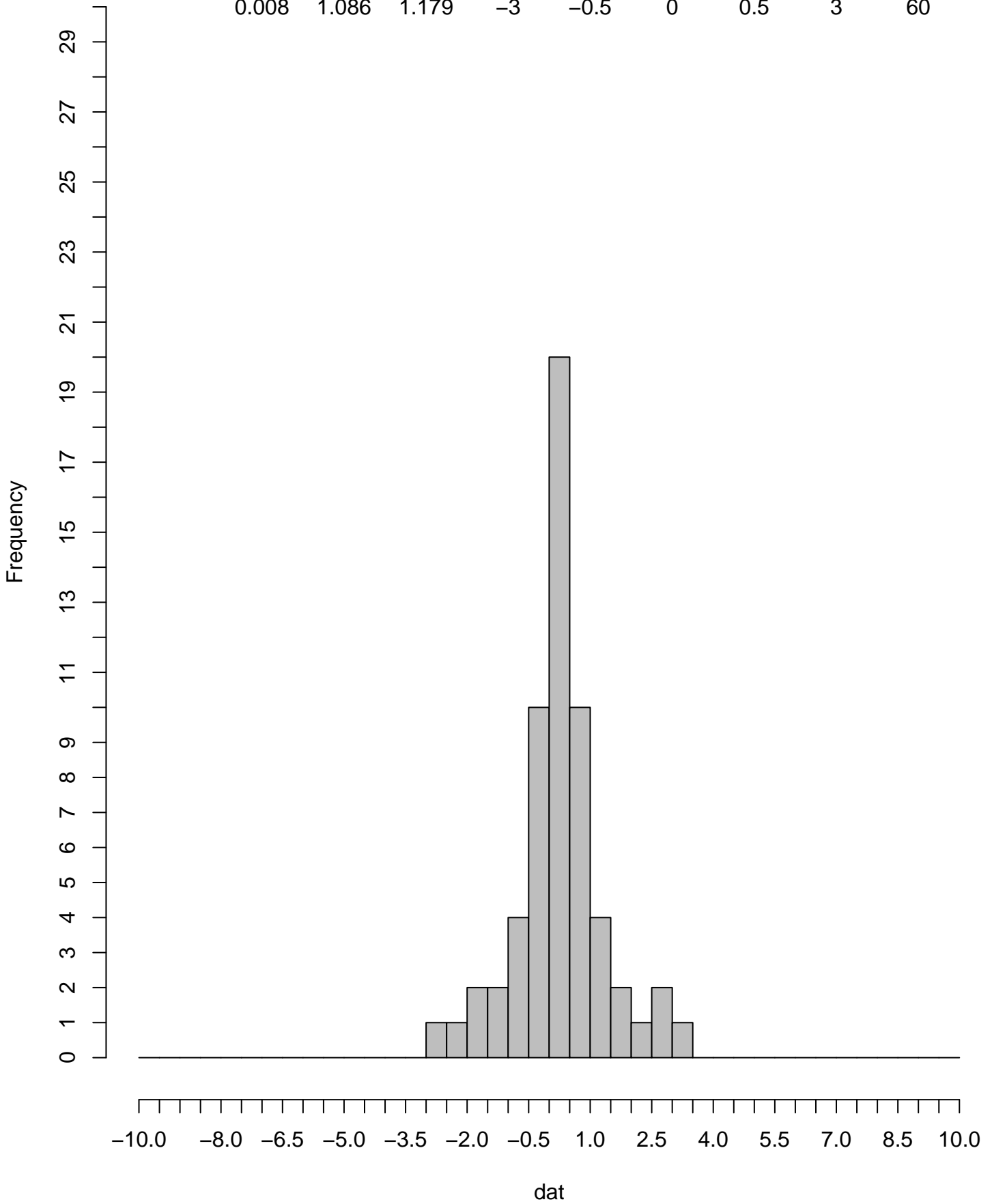


ODIN

	1.5	1.5	2	2.5	2.5	3	
	0.5	0.5	1	1	1	1	
	0.5	0.5	0.5	0.5	0.5	0.5	
	0	0	0	0	0.5	0.5	
	0	0	0	0	0	0	
	0	0	0	0	0	0	
	-0.5	-0.5	0	0	0	0	
	-0.5	-0.5	-0.5	-0.5	-0.5	-0.5	
	-1	-1	-1	-1	-0.5	-0.5	
	-3	-2.5	-2	-2	-1.5	-1.5	

ODIN

mean	sd	var	min	Q1	Median	Q3	Max	norse
0.008	1.086	1.179	-3	-0.5	0	0.5	3	60

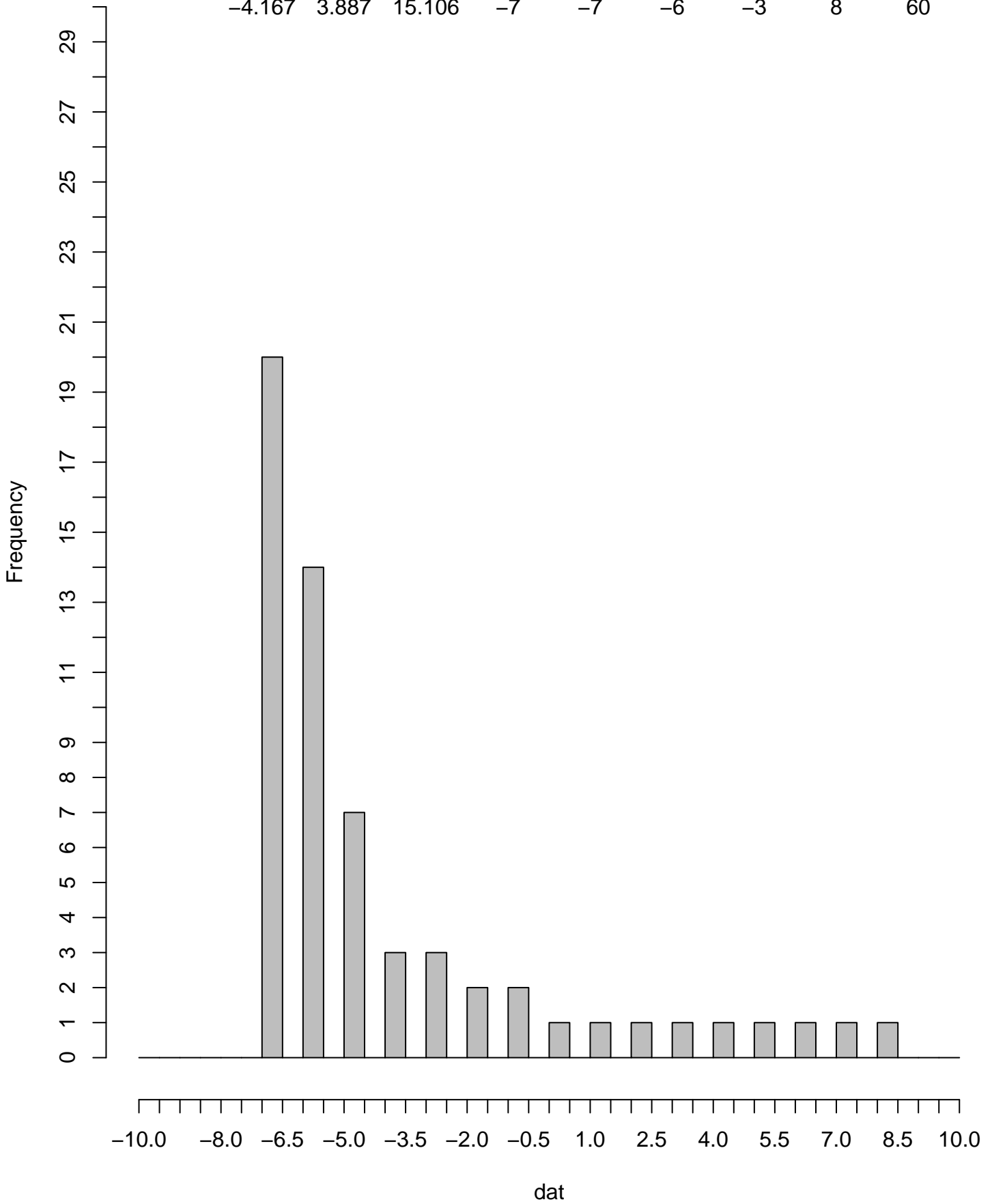


OSIRIS

	3	4	5	6	7	8	
	-2	-1	-1	0	1	2	
	-4	-4	-3	-3	-3	-2	
	-5	-5	-5	-5	-5	-4	
	-6	-6	-6	-6	-5	-5	
	-6	-6	-6	-6	-6	-6	
	-7	-7	-6	-6	-6	-6	
	-7	-7	-7	-7	-7	-7	
	-7	-7	-7	-7	-7	-7	
	-7	-7	-7	-7	-7	-7	

OSIRIS

mean	sd	var	min	Q1	Median	Q3	Max	egypt
-4.167	3.887	15.106	-7	-7	-6	-3	8	60

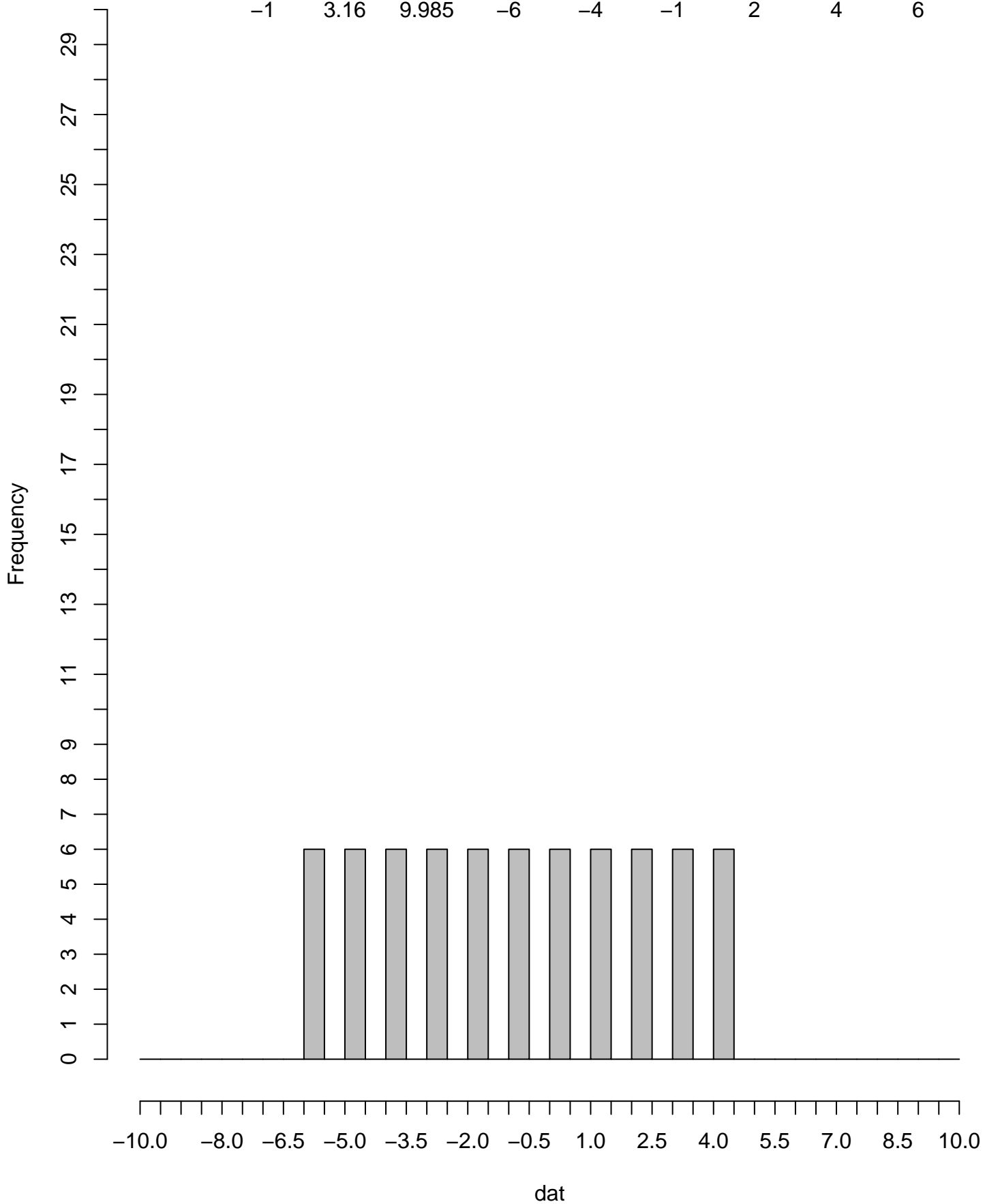


PLUTO

	4	-6	-5	-4	-3	-2	
	-2	-1	0	1	2	3	
	3	4	-6	-5	-4	-3	
	-3	-2	-1	0	1	2	
	2	3	4	-6	-5	-4	
	-4	-3	-2	-1	0	1	
	1	2	3	4	-6	-5	
	-5	-4	-3	-2	-1	0	
	0	1	2	3	4	-6	
	-6	-5	-4	-3	-2	-1	

PLUTO

mean	sd	var	min	Q1	Median	Q3	Max	roman
-1	3.16	9.985	-6	-4	-1	2	4	6

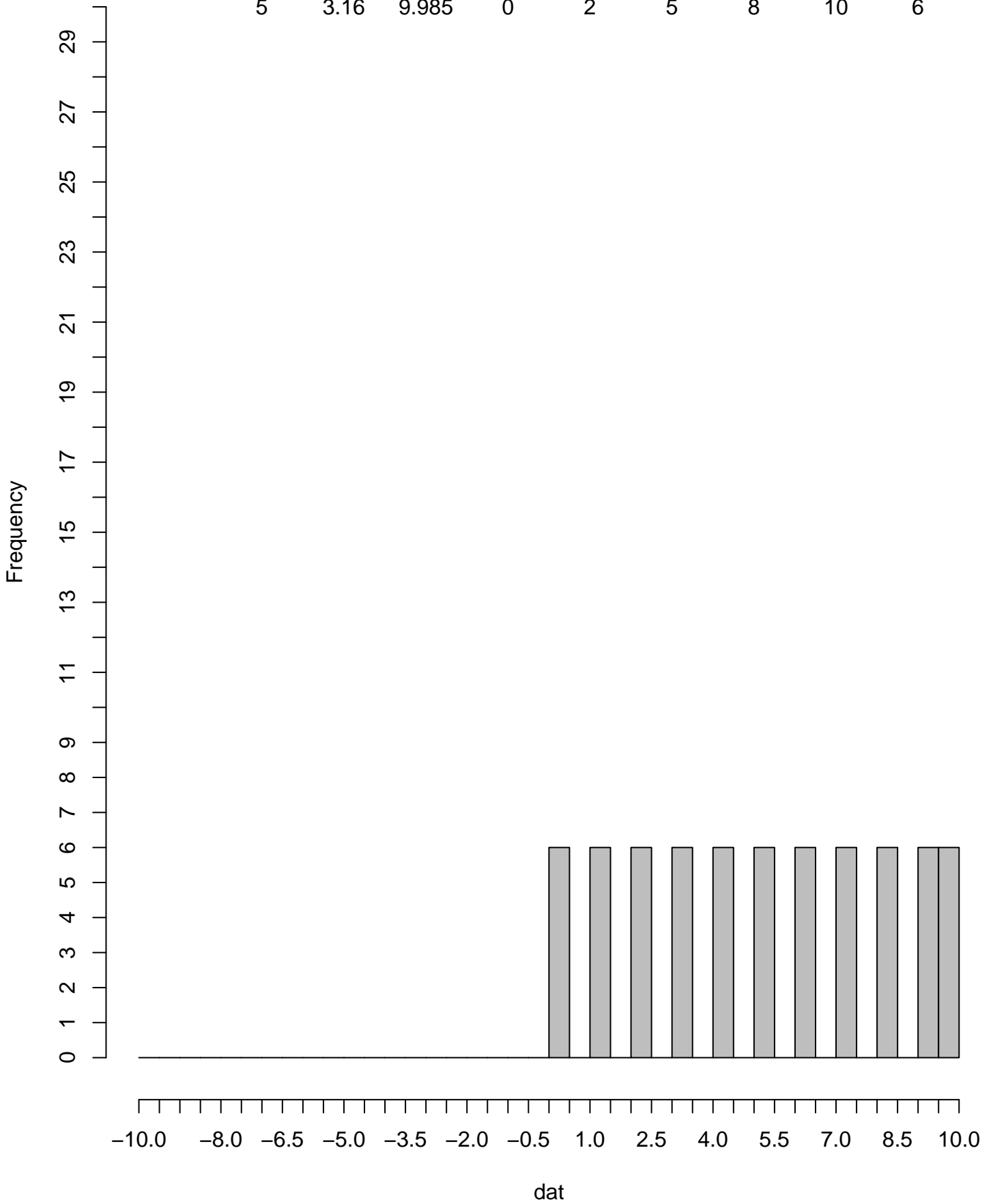


POMONA

	10	0	1	2	3	4	
	4	5	6	7	8	9	
	9	10	0	1	2	3	
	3	4	5	6	7	8	
	8	9	10	0	1	2	
	2	3	4	5	6	7	
	7	8	9	10	0	1	
	1	2	3	4	5	6	
	6	7	8	9	10	0	
	0	1	2	3	4	5	

POMONA

mean	sd	var	min	Q1	Median	Q3	Max	roman
5	3.16	9.985	0	2	5	8	10	6

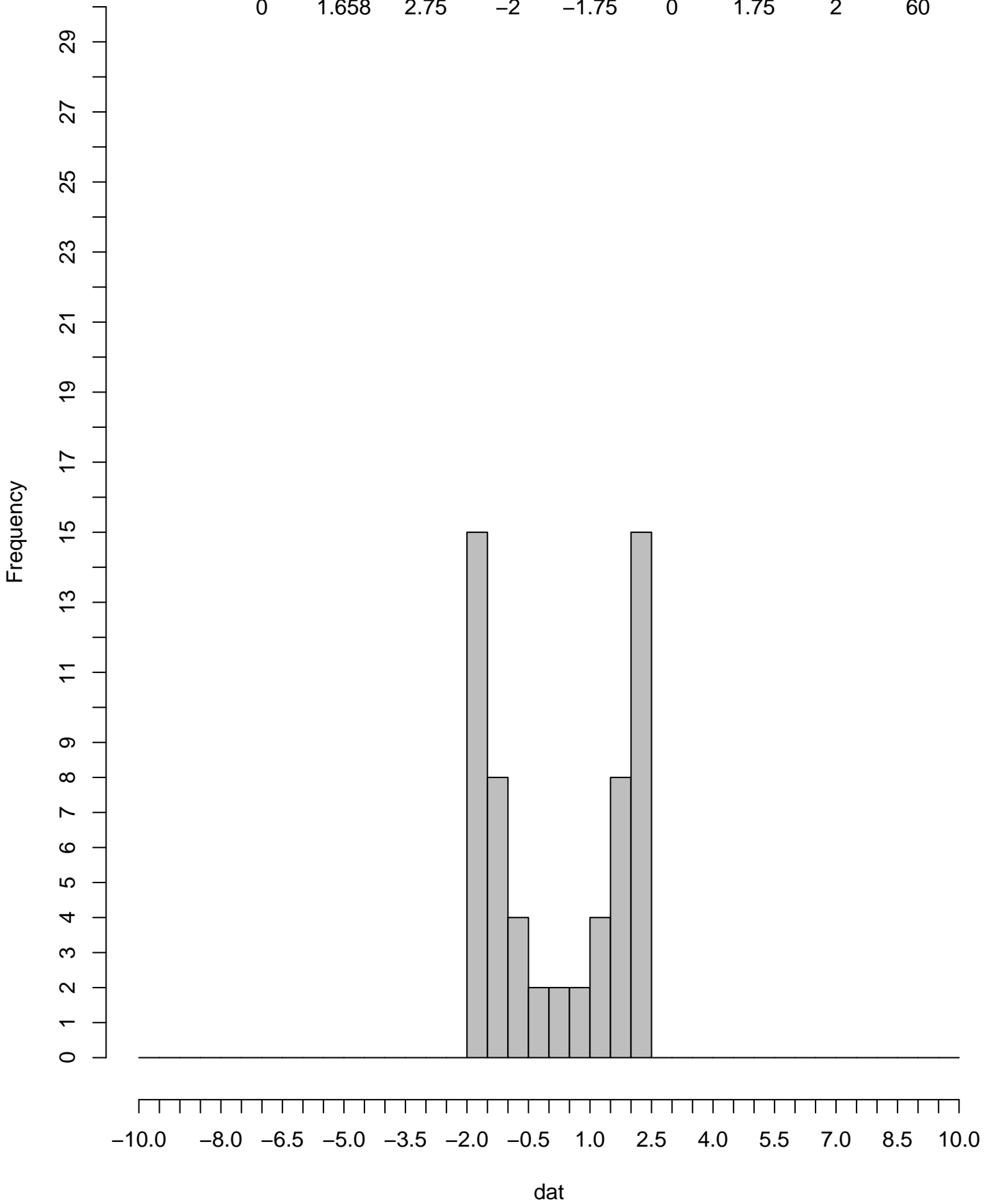


POSIEDON

	2	2	2	2	2	2	
	2	2	2	2	2	2	
	1.5	1.5	1.5	2	2	2	
	1	1.5	1.5	1.5	1.5	1.5	
	0	0.5	0.5	1	1	1	
	-1	-1	-1	-0.5	-0.5	0	
	-1.5	-1.5	-1.5	-1.5	-1.5	-1	
	-2	-2	-2	-1.5	-1.5	-1.5	
	-2	-2	-2	-2	-2	-2	
	-2	-2	-2	-2	-2	-2	

POSIEDON

mean	sd	var	min	Q1	Median	Q3	Max	greek
0	1.658	2.75	-2	-1.75	0	1.75	2	60

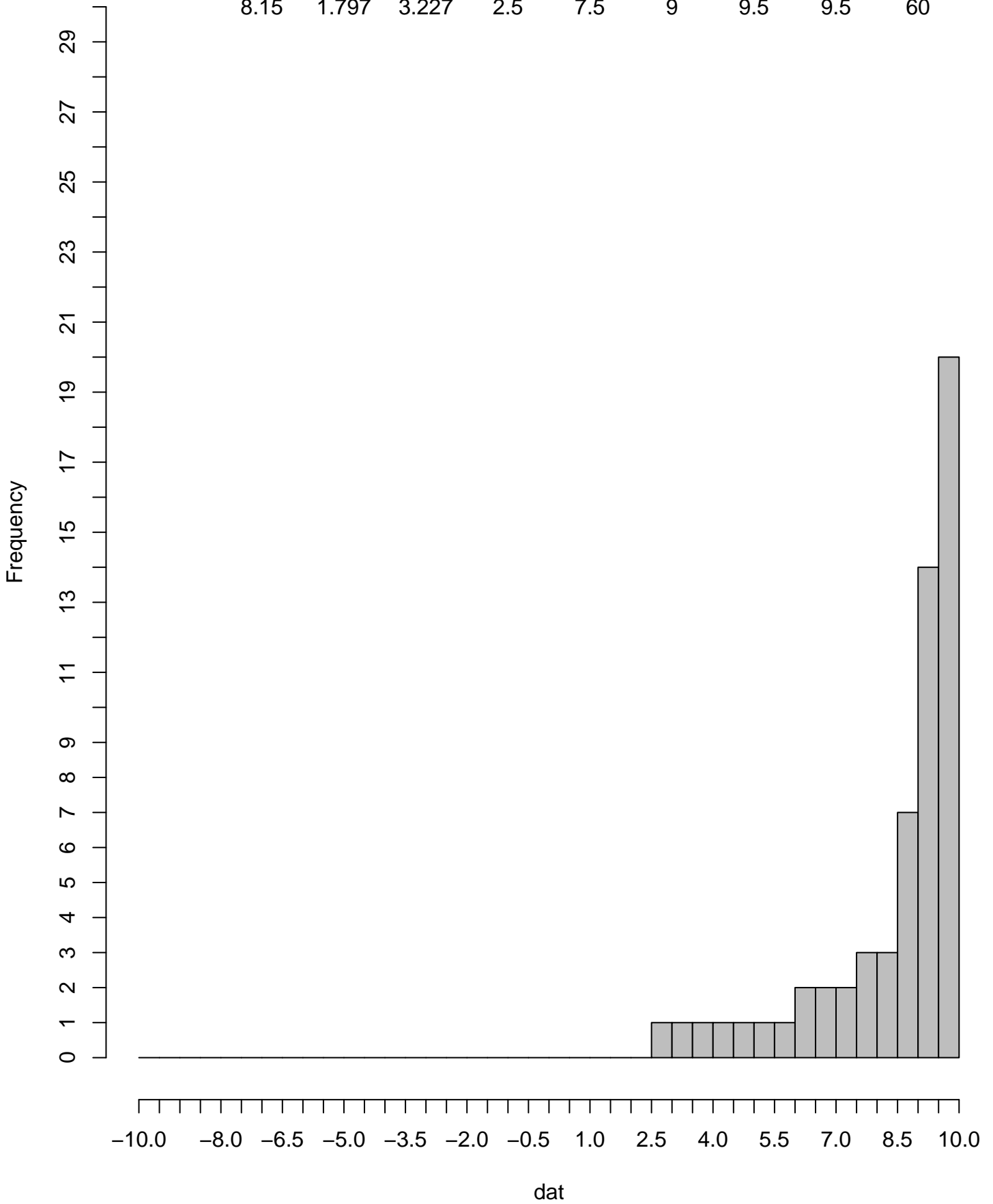


PTAH

	9.5	9.5	9.5	9.5	9.5	9.5	
	9.5	9.5	9.5	9.5	9.5	9.5	
	9.5	9.5	9.5	9.5	9.5	9.5	
	9	9	9	9	9.5	9.5	
	9	9	9	9	9	9	
	8.5	8.5	9	9	9	9	
	8	8.5	8.5	8.5	8.5	8.5	
	7	7.5	7.5	7.5	8	8	
	5.5	6	6	6.5	6.5	7	
	2.5	3	3.5	4	4.5	5	

PTAH

mean	sd	var	min	Q1	Median	Q3	Max	egypt
8.15	1.797	3.227	2.5	7.5	9	9.5	9.5	60

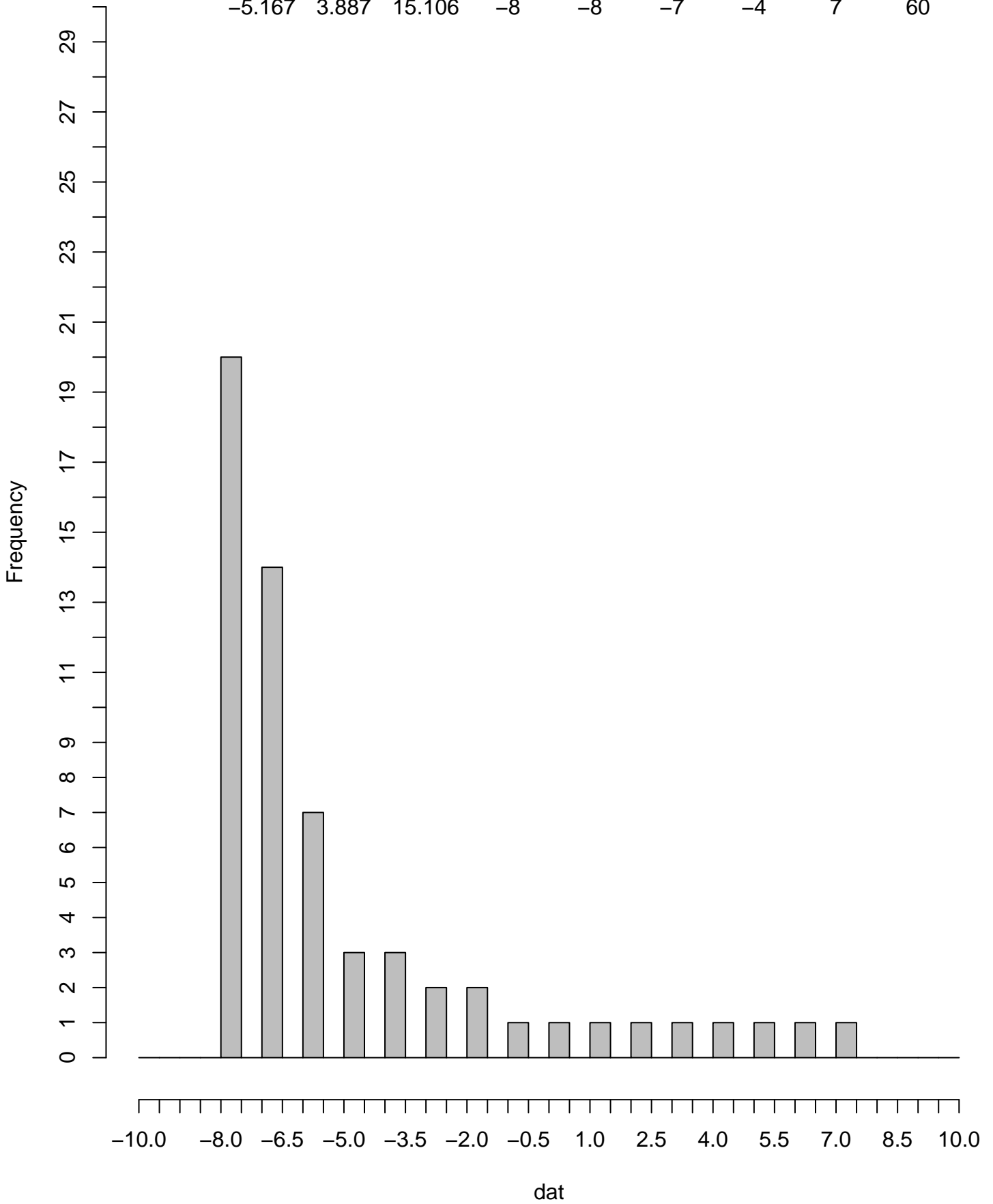


RA

	2	3	4	5	6	7	
	-3	-2	-2	-1	0	1	
	-5	-5	-4	-4	-4	-3	
	-6	-6	-6	-6	-6	-5	
	-7	-7	-7	-7	-6	-6	
	-7	-7	-7	-7	-7	-7	
	-8	-8	-7	-7	-7	-7	
	-8	-8	-8	-8	-8	-8	
	-8	-8	-8	-8	-8	-8	
	-8	-8	-8	-8	-8	-8	

RA

mean	sd	var	min	Q1	Median	Q3	Max	egypt
-5.167	3.887	15.106	-8	-8	-7	-4	7	60

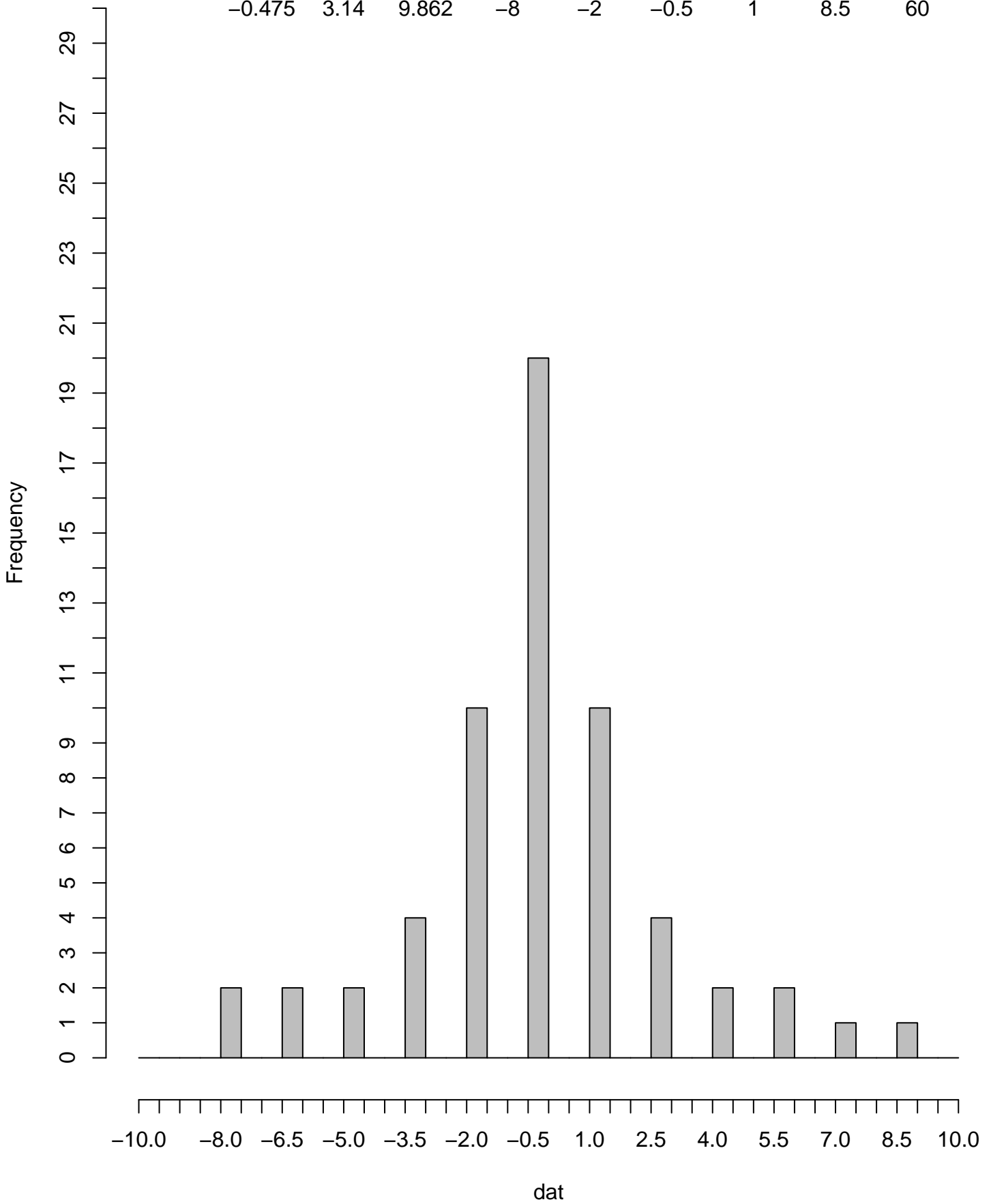


RAN

	4	4	5.5	5.5	7	8.5	
	1	1	2.5	2.5	2.5	2.5	
	1	1	1	1	1	1	
	-0.5	-0.5	-0.5	-0.5	1	1	
	-0.5	-0.5	-0.5	-0.5	-0.5	-0.5	
	-0.5	-0.5	-0.5	-0.5	-0.5	-0.5	
	-2	-2	-0.5	-0.5	-0.5	-0.5	
	-2	-2	-2	-2	-2	-2	
	-3.5	-3.5	-3.5	-3.5	-2	-2	
	-8	-8	-6.5	-6.5	-5	-5	

RAN

mean	sd	var	min	Q1	Median	Q3	Max	norse
-0.475	3.14	9.862	-8	-2	-0.5	1	8.5	60

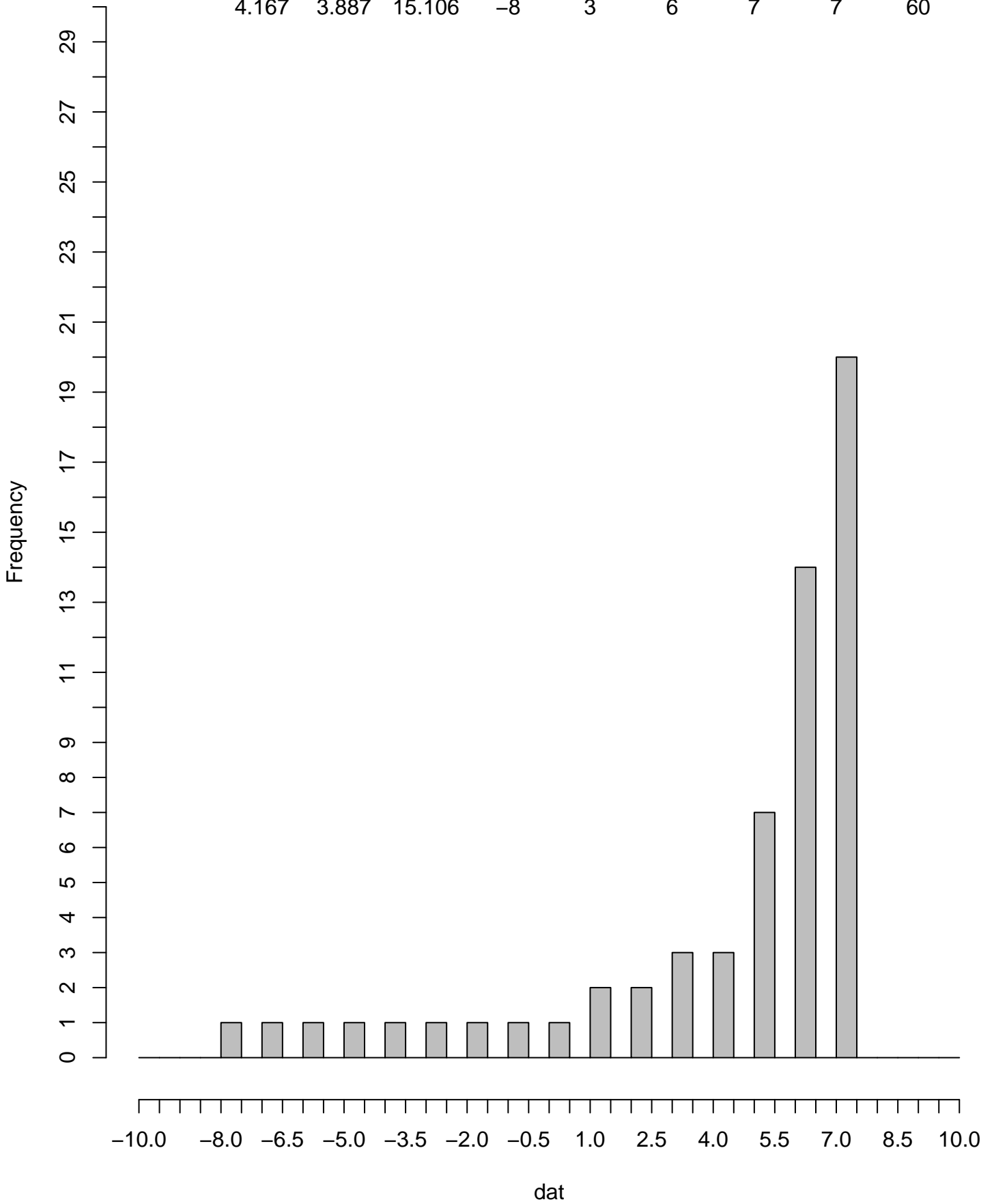


SET

	7	7	7	7	7	7	
	7	7	7	7	7	7	
	7	7	7	7	7	7	
	6	6	6	6	7	7	
	6	6	6	6	6	6	
	5	5	6	6	6	6	
	4	5	5	5	5	5	
	2	3	3	3	4	4	
	-2	-1	0	1	1	2	
	-8	-7	-6	-5	-4	-3	

SET

mean	sd	var	min	Q1	Median	Q3	Max	egypt
4.167	3.887	15.106	-8	3	6	7	7	60

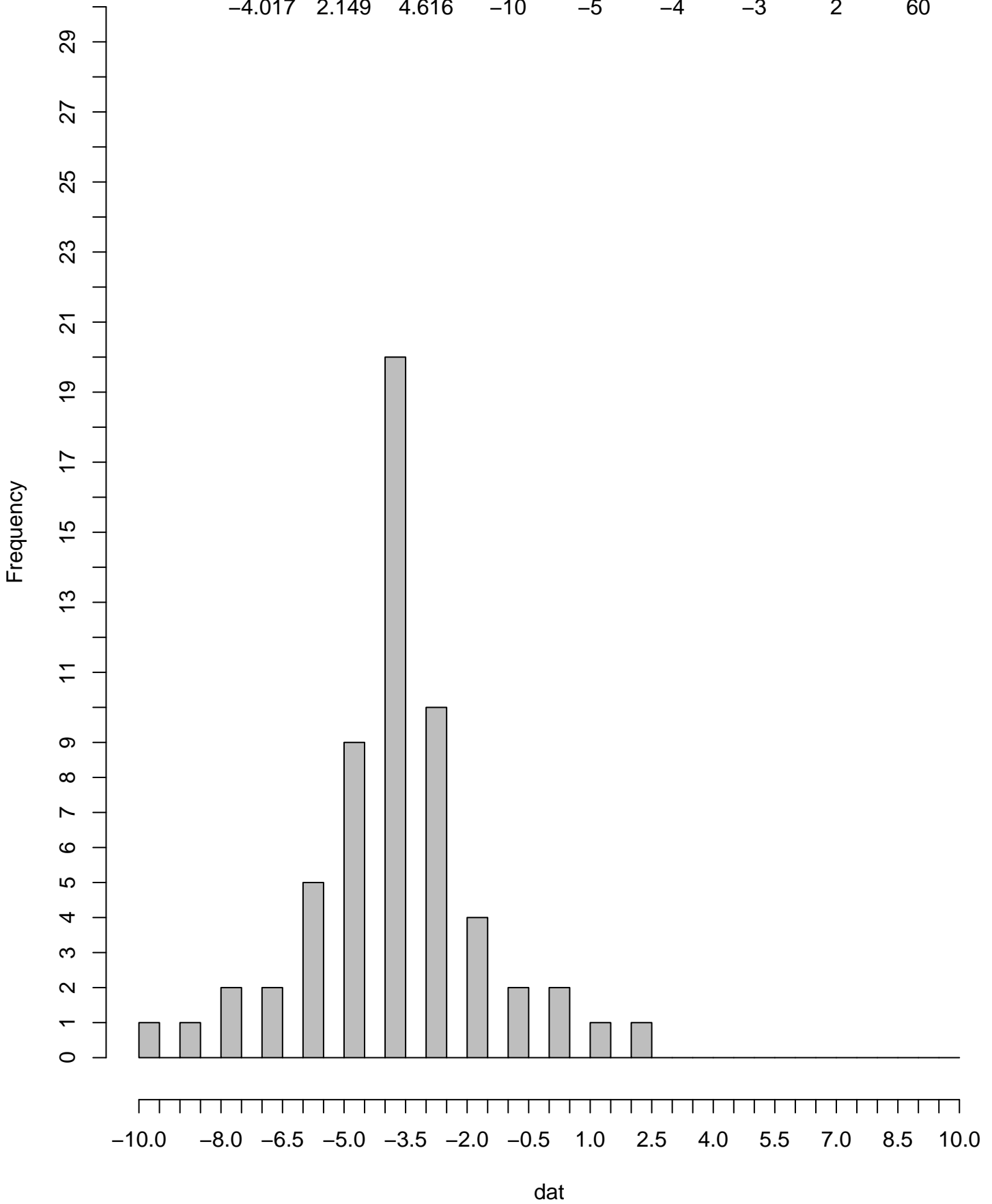


SIF

	-1	-1	0	0	1	2	
	-3	-3	-2	-2	-2	-2	
	-3	-3	-3	-3	-3	-3	
	-4	-4	-4	-4	-3	-3	
	-4	-4	-4	-4	-4	-4	
	-4	-4	-4	-4	-4	-4	
	-5	-5	-4	-4	-4	-4	
	-5	-5	-5	-5	-5	-5	
	-6	-6	-6	-6	-6	-5	
	-10	-9	-8	-8	-7	-7	

SIF

mean	sd	var	min	Q1	Median	Q3	Max	norse
-4.017	2.149	4.616	-10	-5	-4	-3	2	60

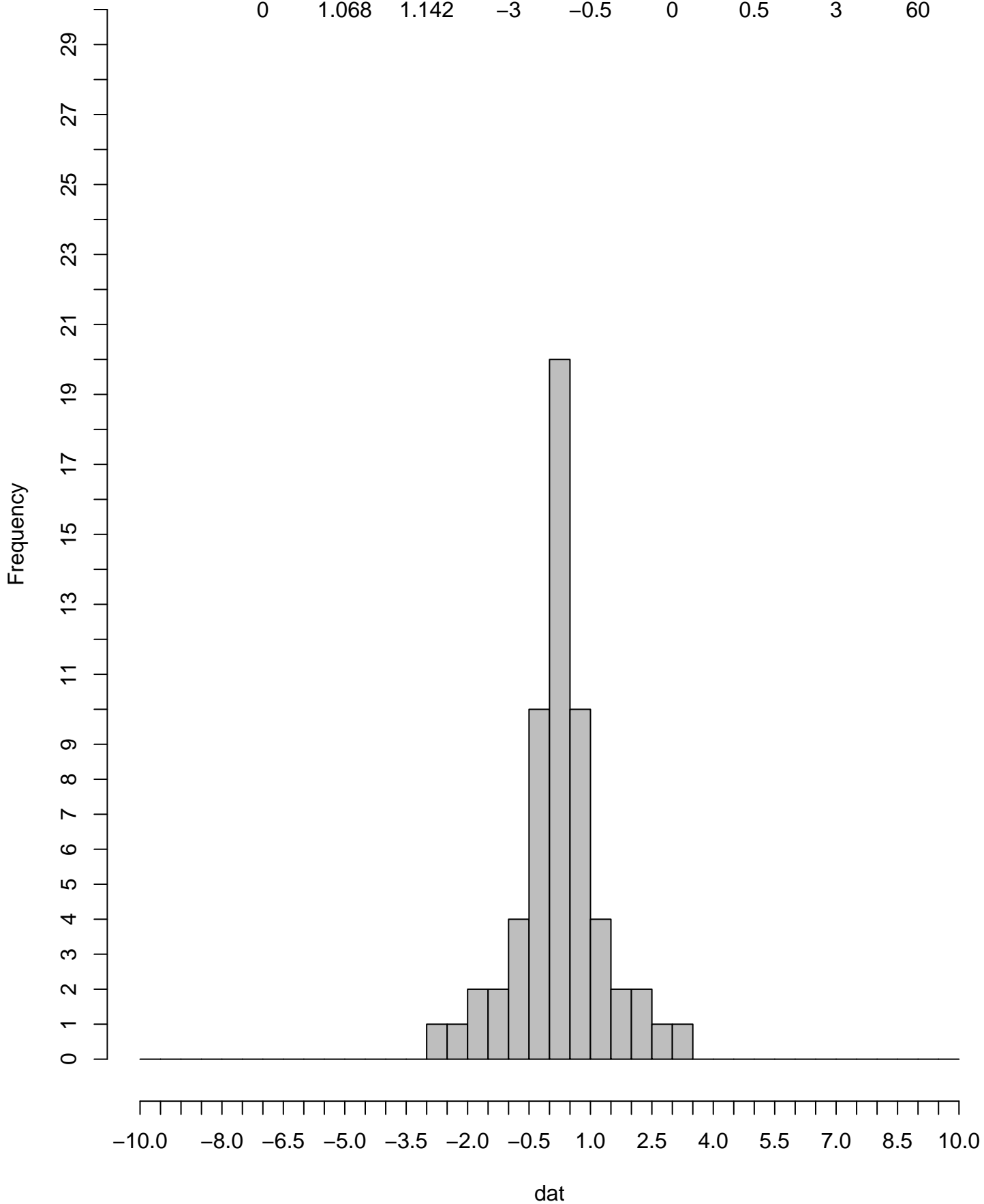


THOR

	1.5	1.5	2	2	2.5	3	
	0.5	0.5	1	1	1	1	
	0.5	0.5	0.5	0.5	0.5	0.5	
	0	0	0	0	0.5	0.5	
	0	0	0	0	0	0	
	0	0	0	0	0	0	
	-0.5	-0.5	0	0	0	0	
	-0.5	-0.5	-0.5	-0.5	-0.5	-0.5	
	-1	-1	-1	-1	-0.5	-0.5	
	-3	-2.5	-2	-2	-1.5	-1.5	

THOR

mean	sd	var	min	Q1	Median	Q3	Max	norse
0	1.068	1.142	-3	-0.5	0	0.5	3	60

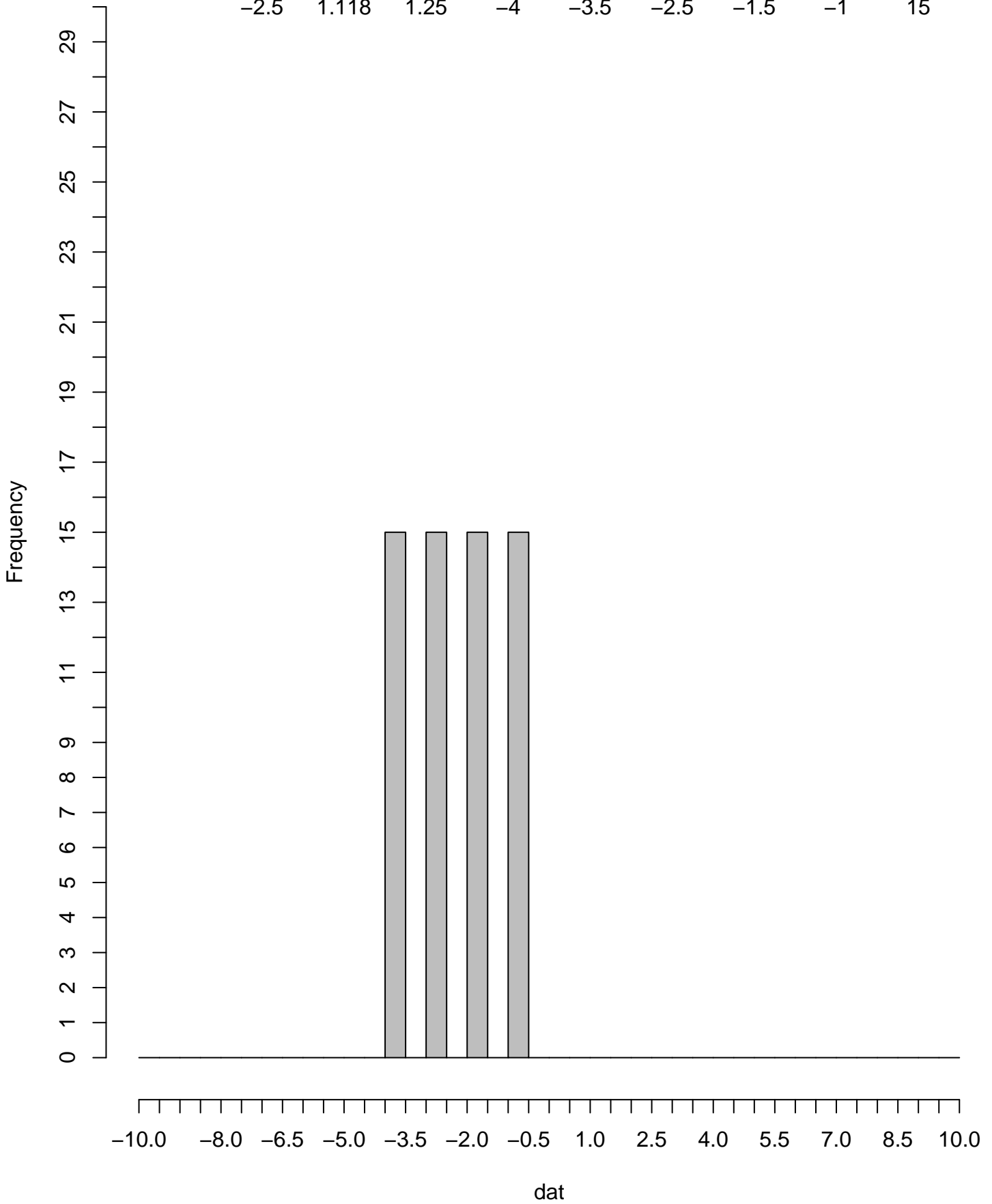


VENUS

	-2	-1	-4	-3	-2	-1	
	-4	-3	-2	-1	-4	-3	
	-2	-1	-4	-3	-2	-1	
	-4	-3	-2	-1	-4	-3	
	-2	-1	-4	-3	-2	-1	
	-4	-3	-2	-1	-4	-3	
	-2	-1	-4	-3	-2	-1	
	-4	-3	-2	-1	-4	-3	
	-2	-1	-4	-3	-2	-1	
	-4	-3	-2	-1	-4	-3	
	-2	-1	-4	-3	-2	-1	
	-4	-3	-2	-1	-4	-3	

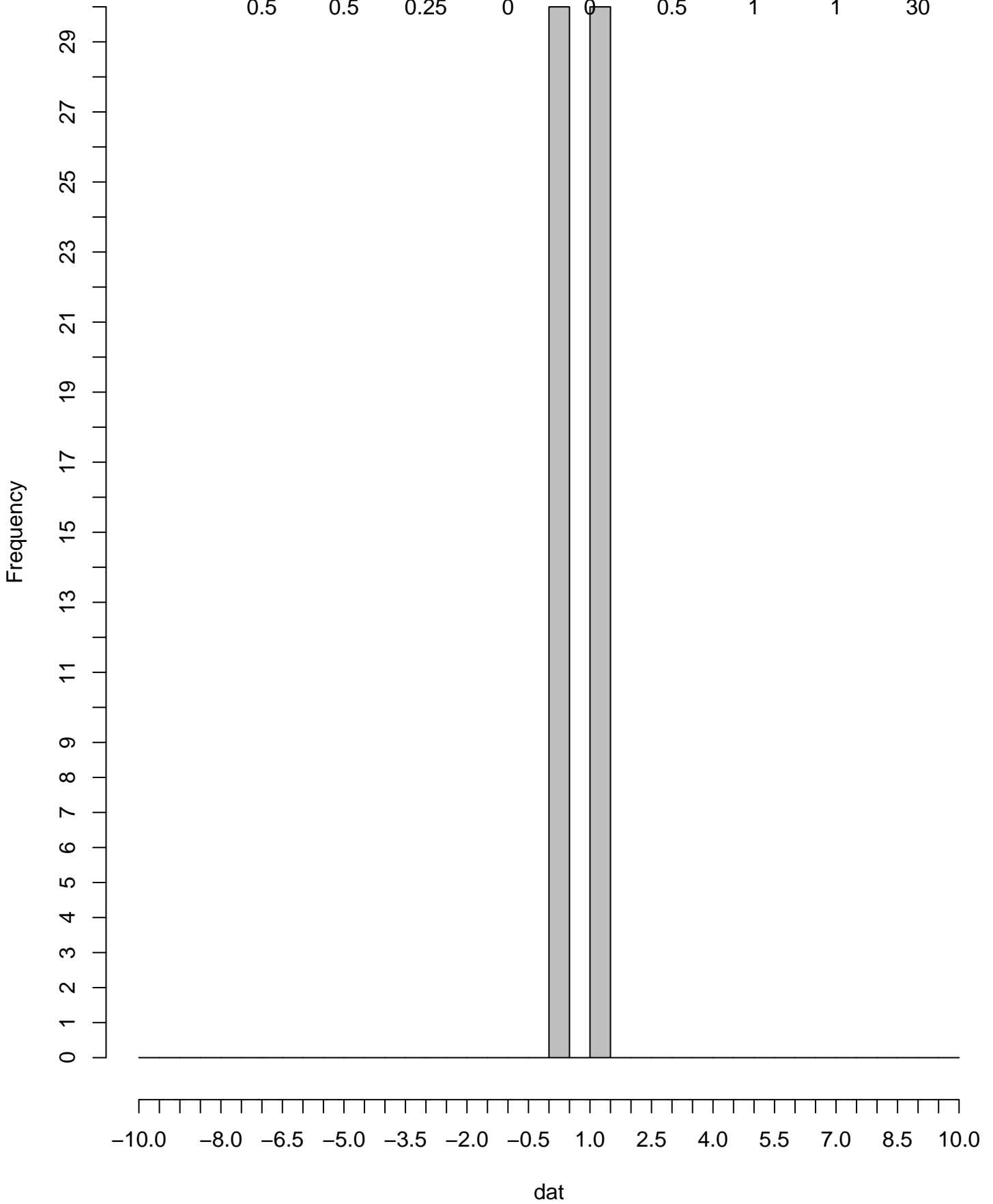
VENUS

mean	sd	var	min	Q1	Median	Q3	Max	roman
-2.5	1.118	1.25	-4	-3.5	-2.5	-1.5	-1	15



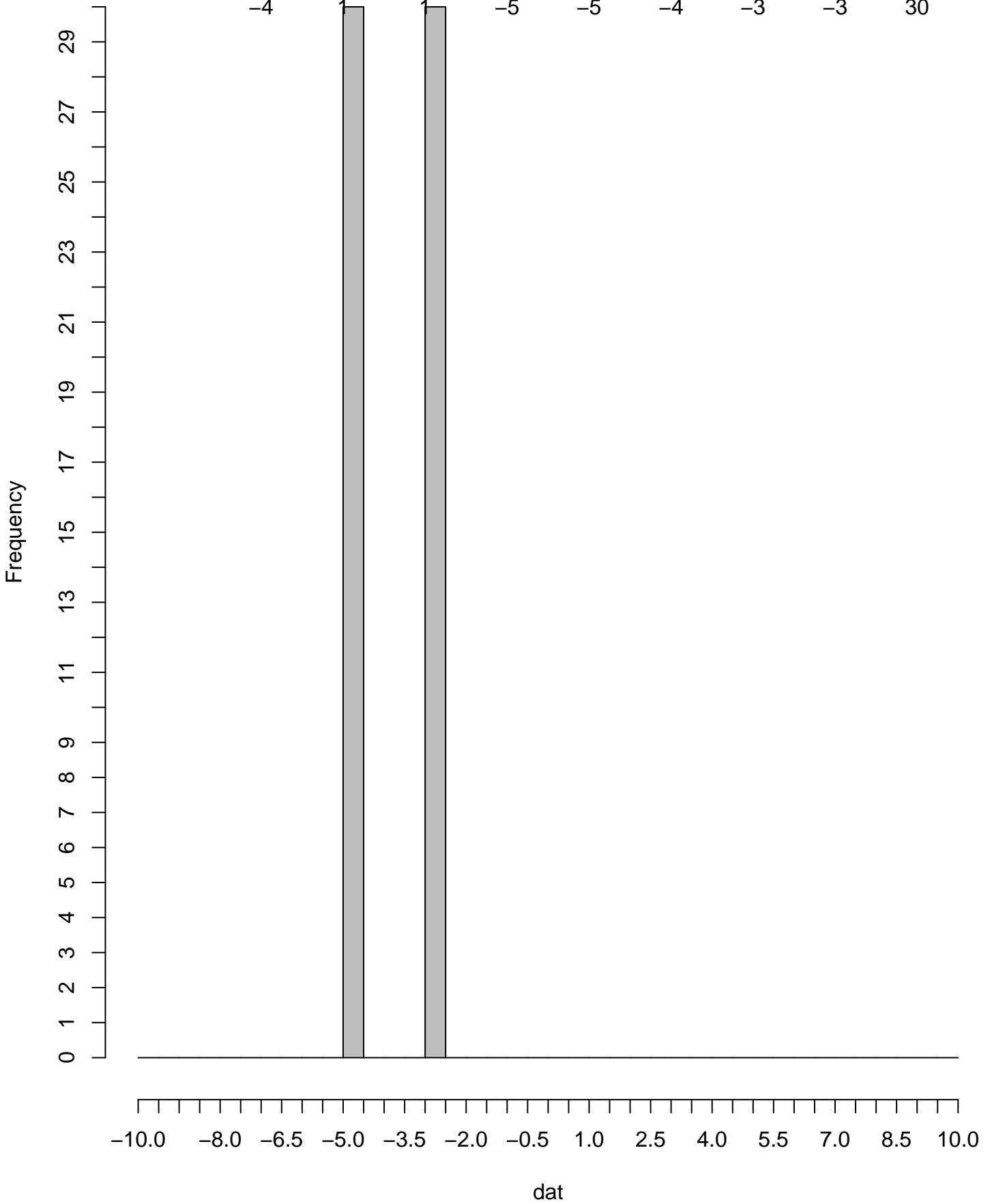
VESTA

mean	sd	var	min	Q1	Median	Q3	Max	roman
0.5	0.5	0.25	0	0	0.5	1	1	30



VULCAN

mean	sd	var	min	Q1	Median	Q3	Max	roman
-4	1	1	-5	-5	-4	-3	-3	30



ZEUS

	4	4	4	4	4	4	
	4	4	4	4	4	4	
	3.5	3.5	3.5	4	4	4	
	3	3.5	3.5	3.5	3.5	3.5	
	2	2.5	2.5	3	3	3	
	1	1	1	1.5	1.5	2	
	0.5	0.5	0.5	0.5	0.5	1	
	0	0	0	0.5	0.5	0.5	
	0	0	0	0	0	0	
	0	0	0	0	0	0	

ZEUS

mean	sd	var	min	Q1	Median	Q3	Max	greek
2	1.658	2.75	0	0.25	2	3.75	4	60

