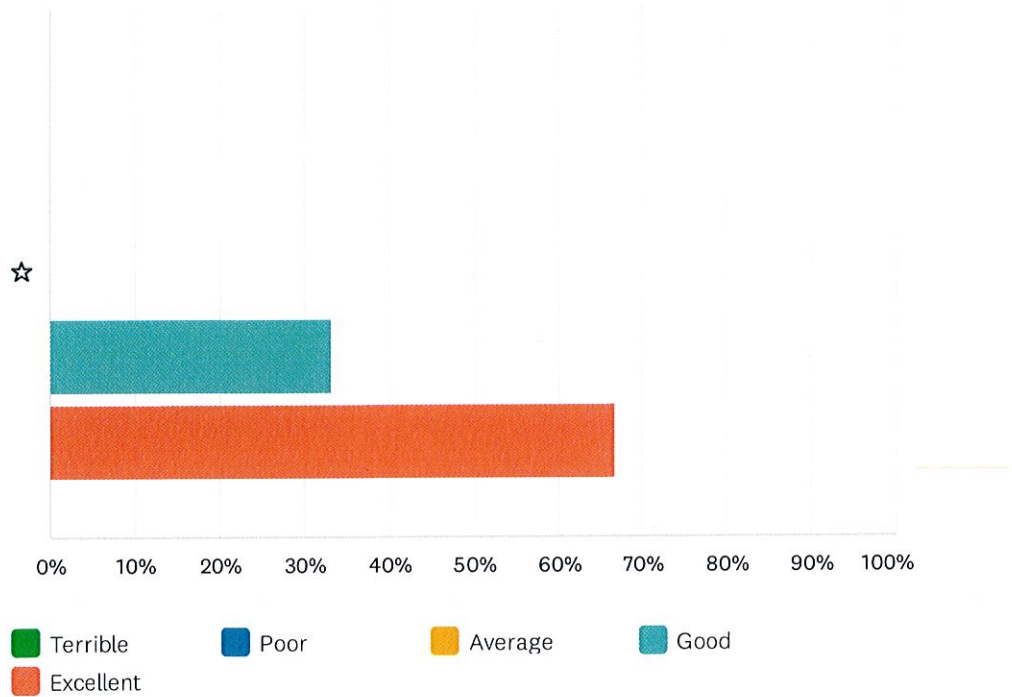


# Q1 How would you rate your education and overall experience in the UTM Counseling Program?

Answered: 6 Skipped: 0

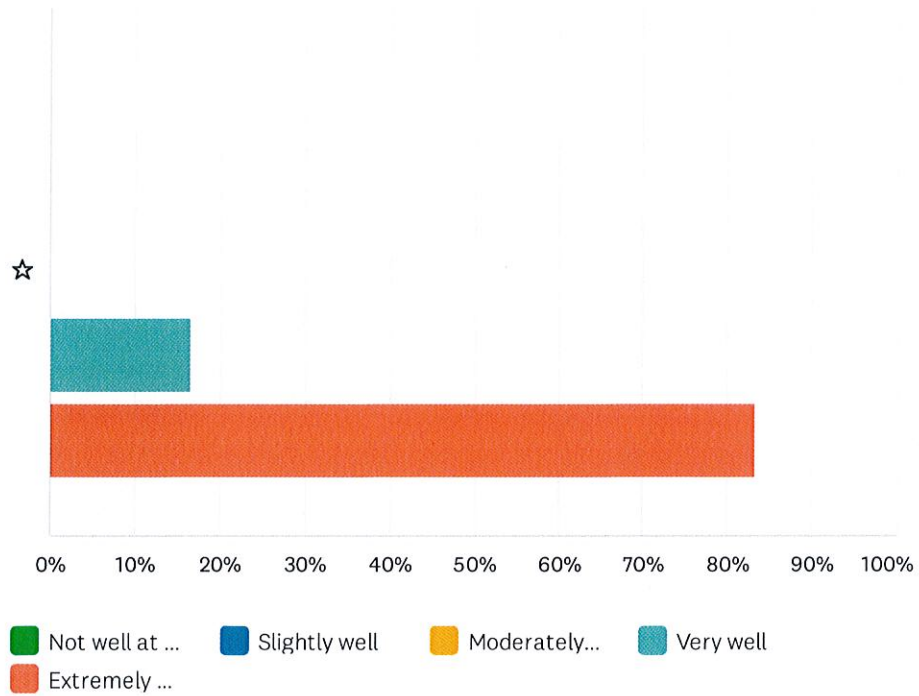


	TERRIBLE	POOR	AVERAGE	GOOD	EXCELLENT	TOTAL	WEIGHTED AVERAGE
☆	0.00% 0	0.00% 0	0.00% 0	33.33% 2	66.67% 4	6	3.33

~~Aug 13, 2020~~  
 Aug 26,  
 2020  
 ↓  
 2021

## Q2 How well did the program help you to become aware of the impact of diversity on the counseling process in order to be sensitive to cultural differences?

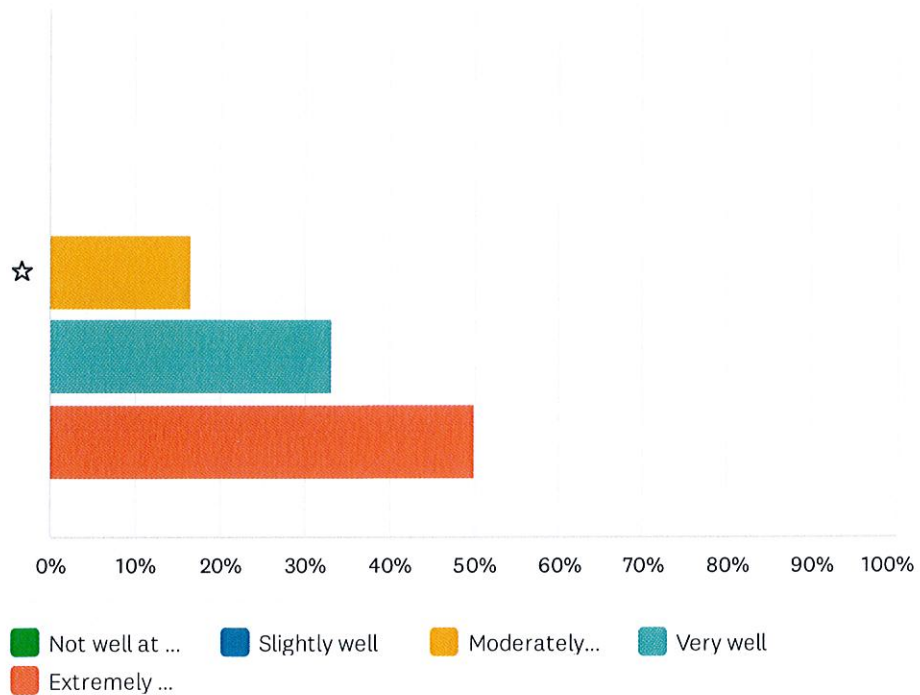
Answered: 6 Skipped: 0



	NOT WELL AT ALL	SLIGHTLY WELL	MODERATELY WELL	VERY WELL	EXTREMELY WELL	TOTAL	WEIGHTED AVERAGE
☆	0.00% 0	0.00% 0	0.00% 0	16.67% 1	83.33% 5	6	4.83

### Q3 How well did the program prepare you to have effective counseling skills with clients/students?

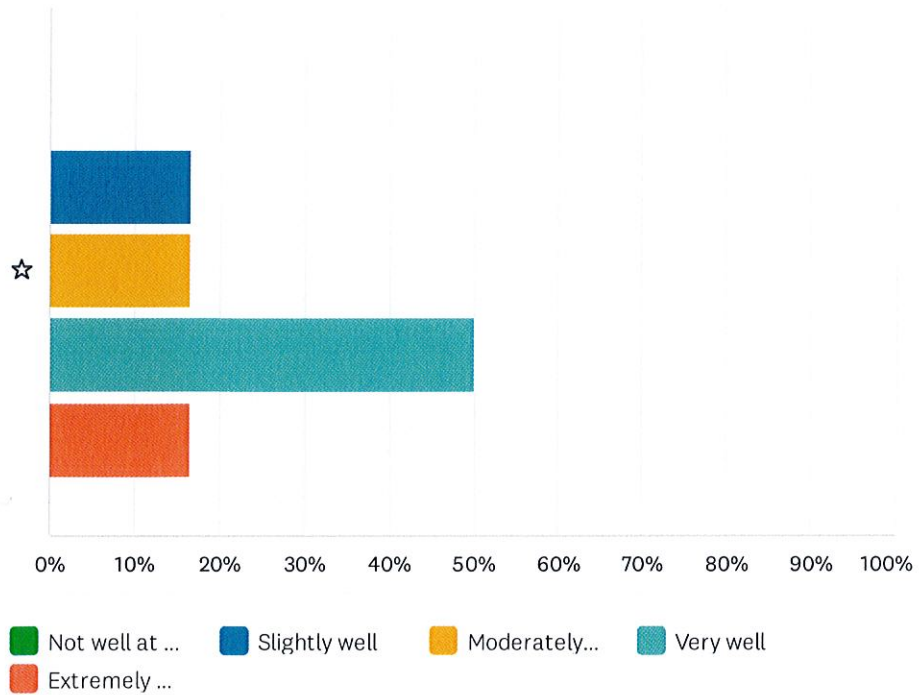
Answered: 6 Skipped: 0



	NOT WELL AT ALL	SLIGHTLY WELL	MODERATELY WELL	VERY WELL	EXTREMELY WELL	TOTAL	WEIGHTED AVERAGE
☆	0.00% 0	0.00% 0	16.67% 1	33.33% 2	50.00% 3	6	4.33

### Q4 How well did the program prepare you to conduct research and demonstrate the ability to think critically and solve problems?

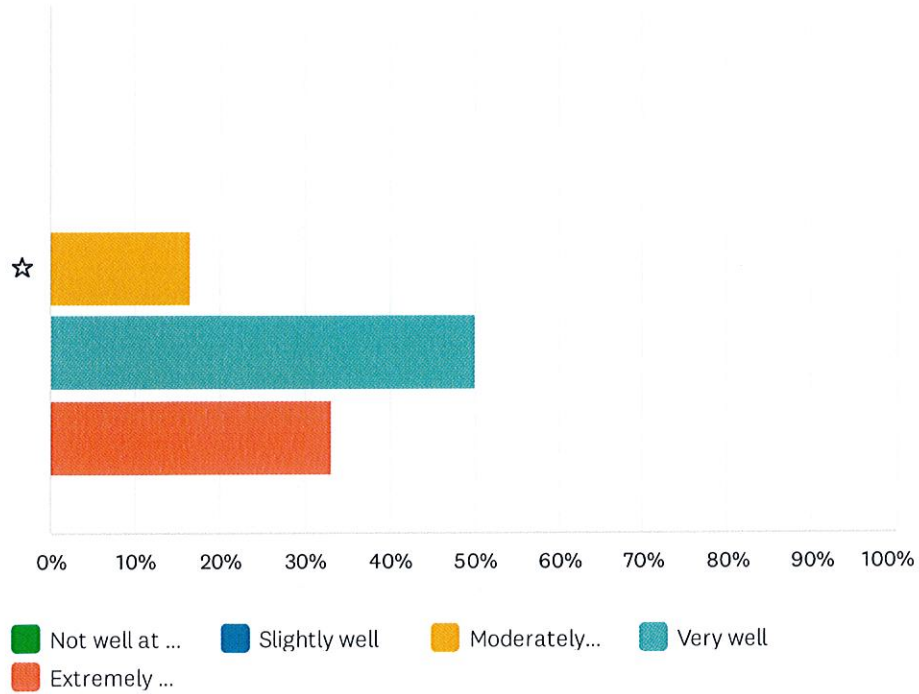
Answered: 6 Skipped: 0



	NOT WELL AT ALL	SLIGHTLY WELL	MODERATELY WELL	VERY WELL	EXTREMELY WELL	TOTAL	WEIGHTED AVERAGE
☆	0.00% 0	16.67% 1	16.67% 1	50.00% 3	16.67% 1	6	3.67

### Q5 How well did the program prepare you to work with clients/students of differing abilities and develop strategies for differentiated interventions?

Answered: 6 Skipped: 0



	NOT WELL AT ALL	SLIGHTLY WELL	MODERATELY WELL	VERY WELL	EXTREMELY WELL	TOTAL	WEIGHTED AVERAGE
☆	0.00% 0	0.00% 0	16.67% 1	50.00% 3	33.33% 2	6	4.17

## Q6 Looking back, what is the greatest strength of the program?

Answered: 4 Skipped: 2

Q7 Looking back, what was the greatest weakness of the program?

Answered: 5 Skipped: 1

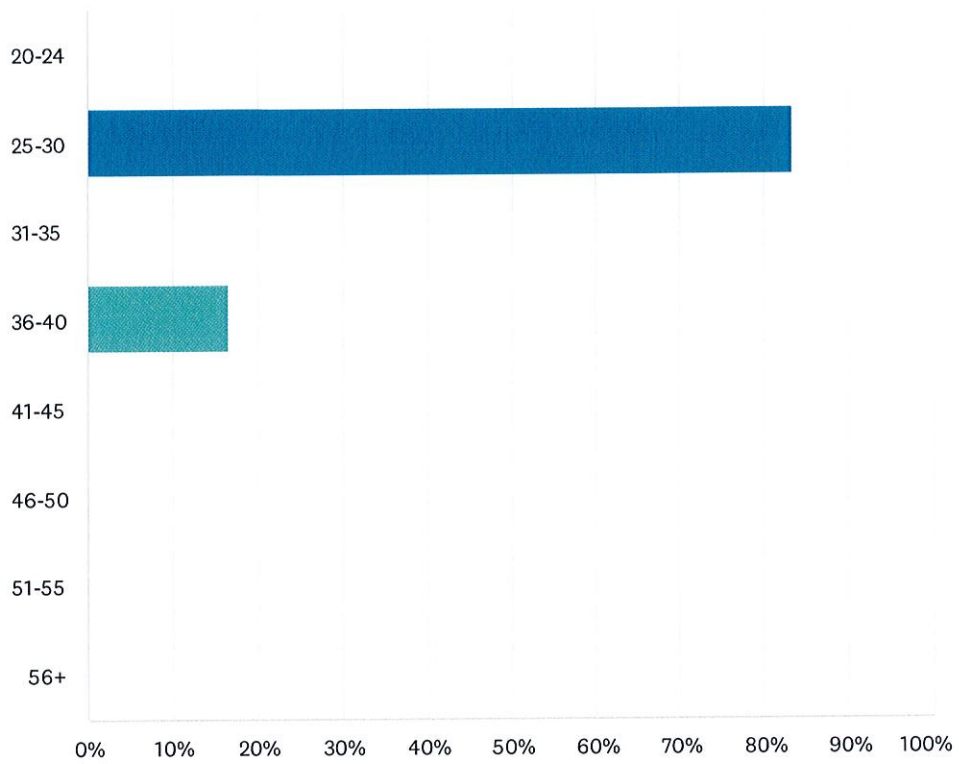
Q8 Would you recommend the program to other potential graduate students? Why or why not?

Answered: 5 Skipped: 1



## Q9 Age Range

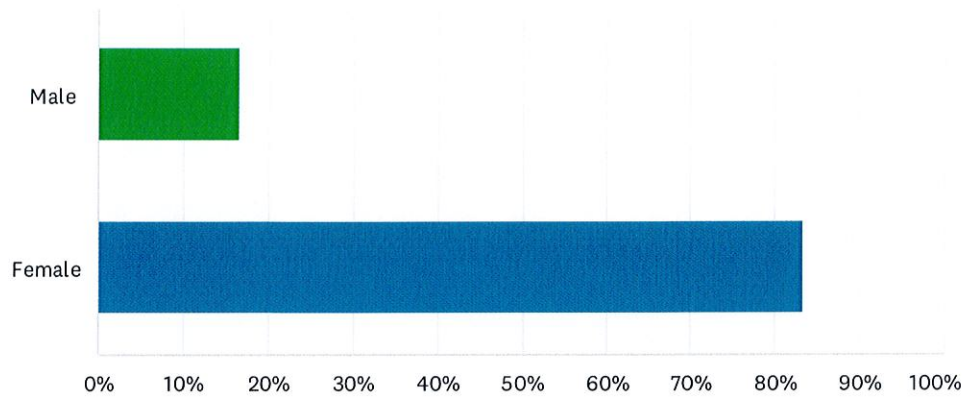
Answered: 6 Skipped: 0



ANSWER CHOICES	RESPONSES	
20-24	0.00%	0
25-30	83.33%	5
31-35	0.00%	0
36-40	16.67%	1
41-45	0.00%	0
46-50	0.00%	0
51-55	0.00%	0
56+	0.00%	0
<b>TOTAL</b>		<b>6</b>

### Q10 Gender

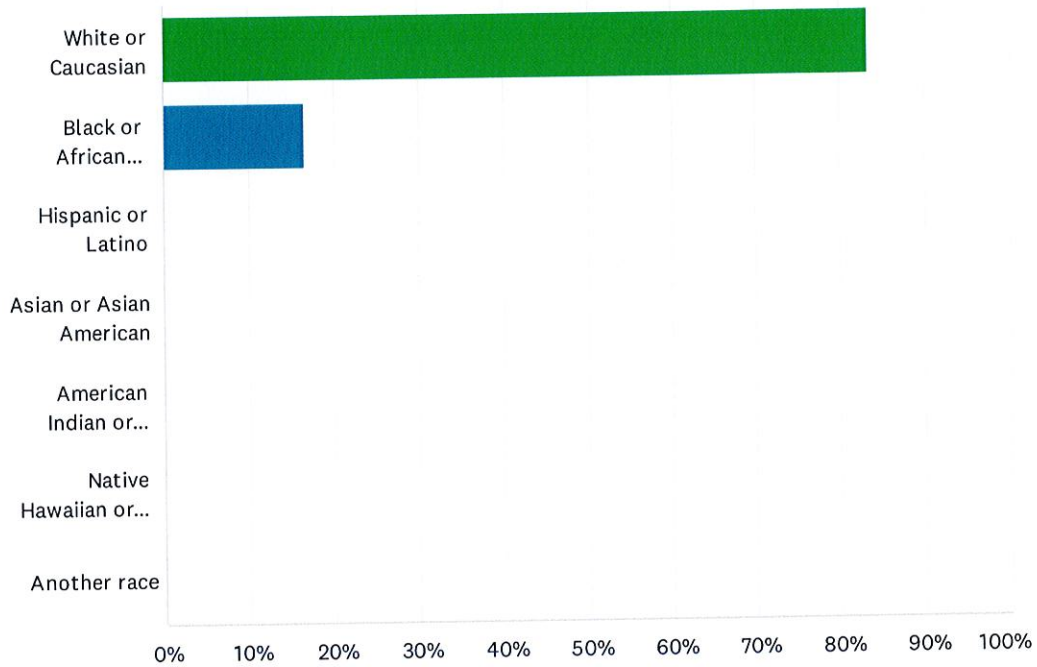
Answered: 6 Skipped: 0



ANSWER CHOICES	RESPONSES	
Male	16.67%	1
Female	83.33%	5
TOTAL		6

## Q11 Race

Answered: 6 Skipped: 0




ANSWER CHOICES	RESPONSES	
White or Caucasian	83.33%	5
Black or African American	16.67%	1
Hispanic or Latino	0.00%	0
Asian or Asian American	0.00%	0
American Indian or Alaska Native	0.00%	0
Native Hawaiian or other Pacific Islander	0.00%	0
Another race	0.00%	0
<b>TOTAL</b>		<b>6</b>

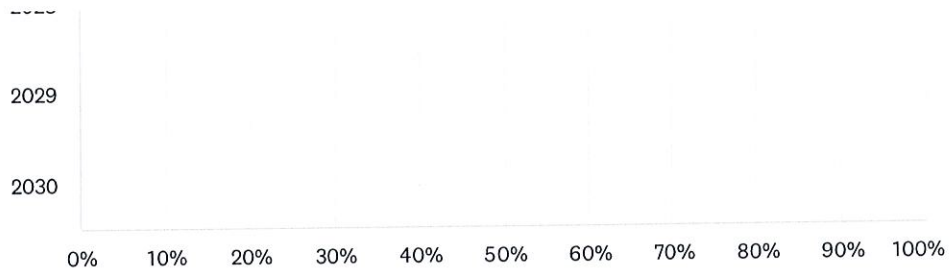
## Q12 Year of graduation from UTM

Answered: 6 Skipped: 0

2010  
2011  
2012  
2013  
2014  
2015  
2016  
2017  
2018  
2019  
2020  
2021  
2022  
2023  
2024  
2025  
2026  
2027  
2028



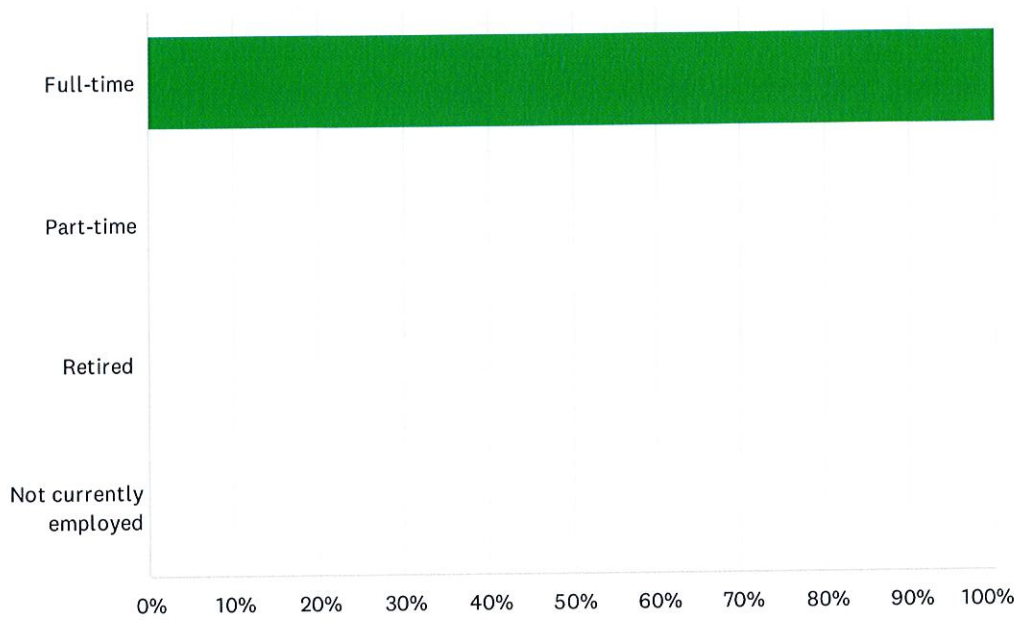
# Master's of Science in Education - Counseling Exit Survey



ANSWER CHOICES	RESPONSES	
2010	0.00%	0
2011	0.00%	0
2012	0.00%	0
2013	0.00%	0
2014	0.00%	0
2015	0.00%	0
2016	0.00%	0
2017	0.00%	0
2018	0.00%	0
2019	16.67%	1
2020	50.00%	3
2021	33.33%	2
2022	0.00%	0
2023	0.00%	0
2024	0.00%	0
2025	0.00%	0
2026	0.00%	0
2027	0.00%	0
2028	0.00%	0
2029	0.00%	0
2030	0.00%	0
<b>TOTAL</b>		<b>6</b>

## Q13 Current Employment Status

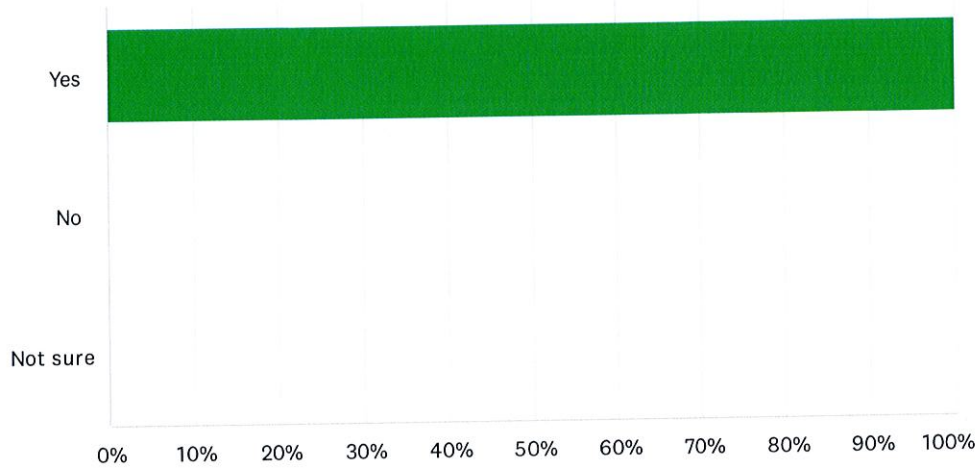
Answered: 6 Skipped: 0



ANSWER CHOICES	RESPONSES	
Full-time	100.00%	6
Part-time	0.00%	0
Retired	0.00%	0
Not currently employed	0.00%	0
<b>TOTAL</b>		<b>6</b>

### Q14 If you are currently employed, is it within a field that is utilizing your degree?

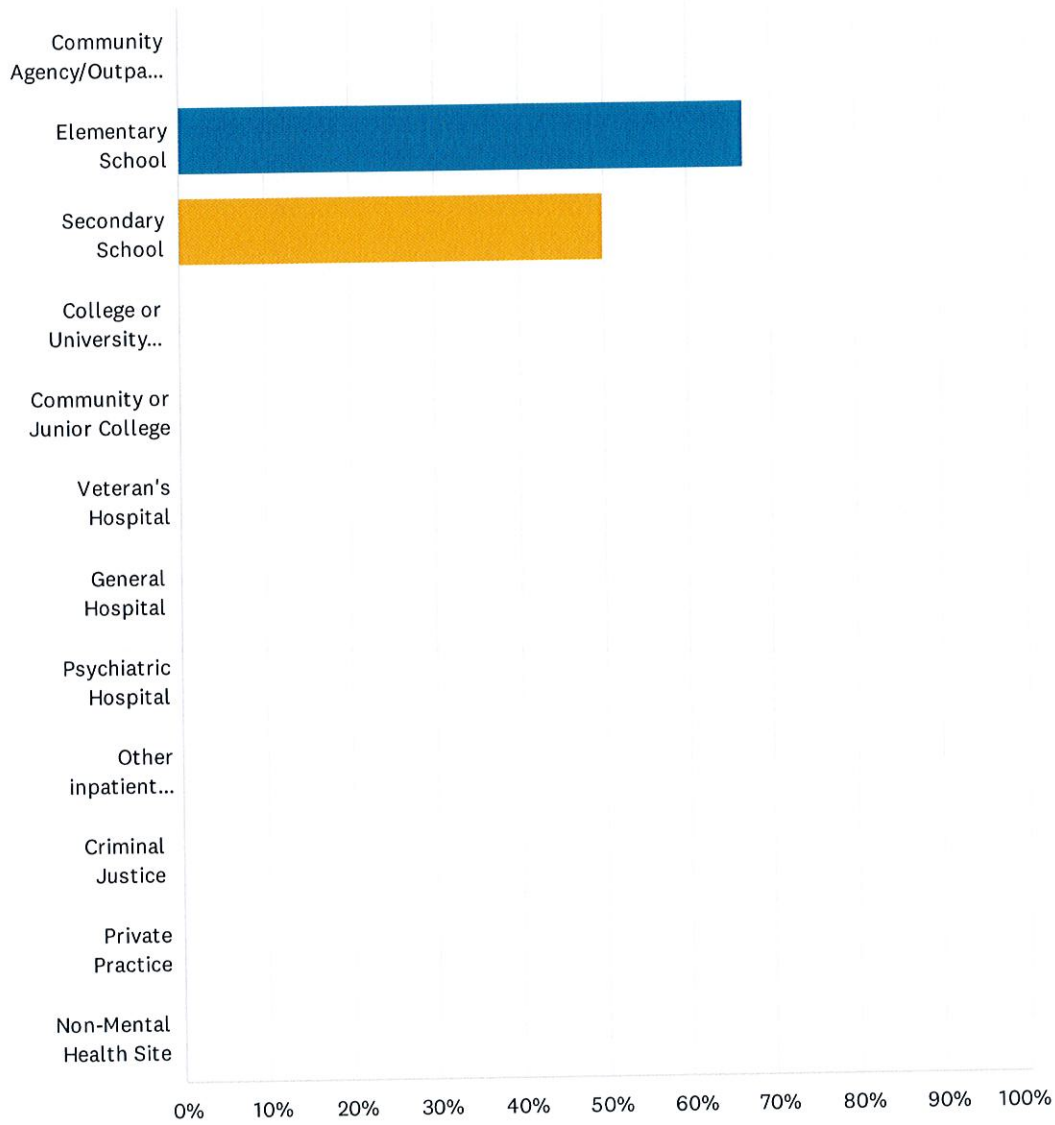
Answered: 6 Skipped: 0



ANSWER CHOICES	RESPONSES	
Yes	100.00%	6
No	0.00%	0
Not sure	0.00%	0
<b>TOTAL</b>		<b>6</b>

# Q15 If you are employed, please indicate your current work setting:

Answered: 6 Skipped: 0





Master's of Science in Education - Counseling Exit Survey

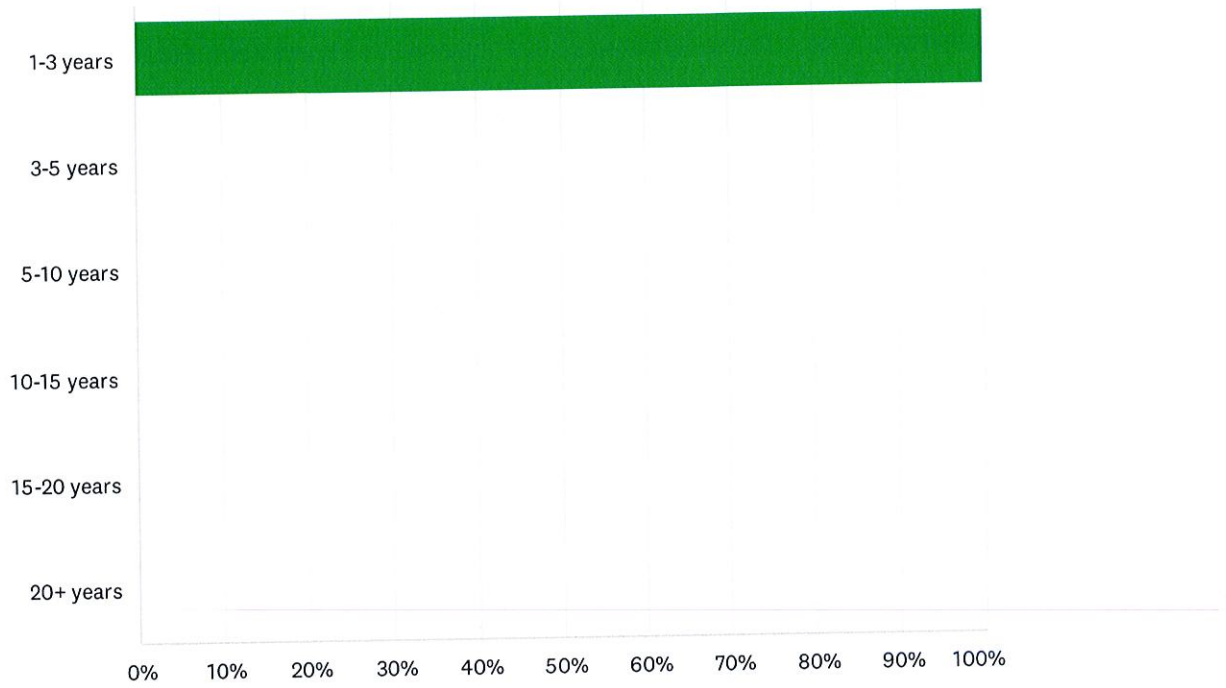
ANSWER CHOICES	RESPONSES	
Community Agency/Outpatient Clinic	0.00%	0
Elementary School	66.67%	4
Secondary School	50.00%	3
College or University Counseling	0.00%	0
Community or Junior College	0.00%	0
Veteran's Hospital	0.00%	0
General Hospital	0.00%	0
Psychiatric Hospital	0.00%	0
Other inpatient Setting	0.00%	0
Criminal Justice	0.00%	0
Private Practice	0.00%	0
Non-Mental Health Site	0.00%	0
Total Respondents: 6		

**Q16 Please state your job title and provide a brief description of your duties.**

Answered: 6 Skipped: 0

## Q17 Length of Current Employment

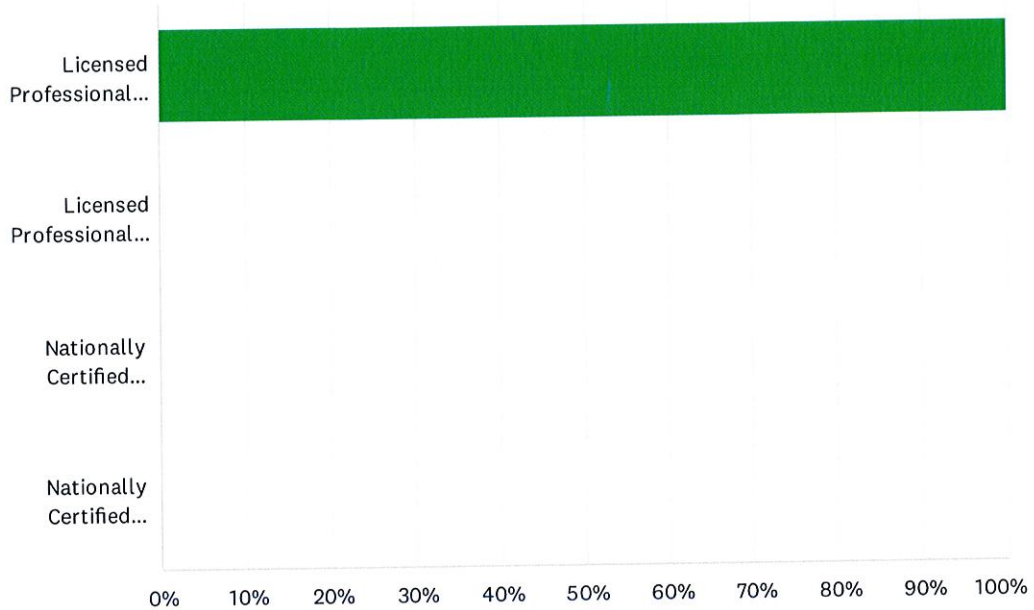
Answered: 6 Skipped: 0



ANSWER CHOICES	RESPONSES	
1-3 years	100.00%	6
3-5 years	0.00%	0
5-10 years	0.00%	0
10-15 years	0.00%	0
15-20 years	0.00%	0
20+ years	0.00%	0
<b>TOTAL</b>		<b>6</b>

## Q18 Please select the Licenses, Credentials, and Certificates that you hold:

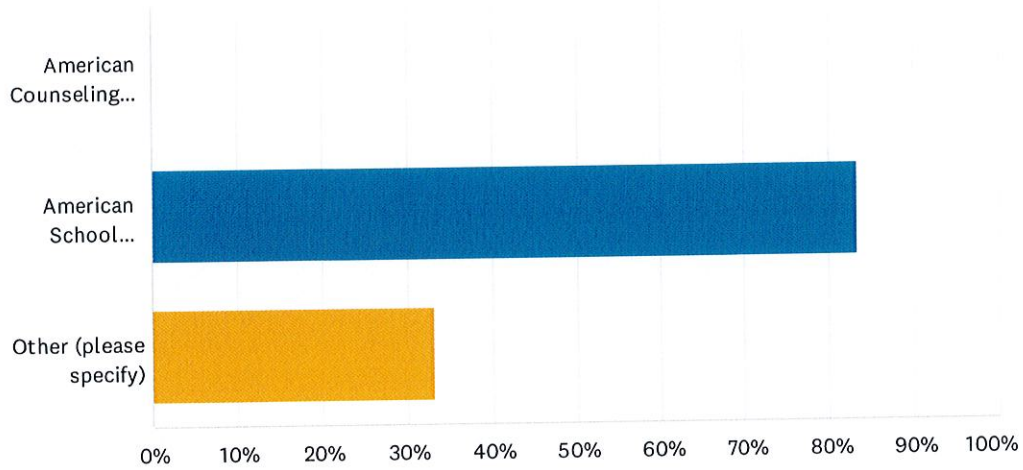
Answered: 6 Skipped: 0



ANSWER CHOICES	RESPONSES	
Licensed Professional School Counselor	100.00%	6
Licensed Professional Counselor	0.00%	0
Nationally Certified Counselor (Clinical Mental Health)	0.00%	0
Nationally Certified Counselor (School Counselor)	0.00%	0
Total Respondents: 6		

### Q19 Please select the Counseling Organizations that you belong to:

Answered: 6 Skipped: 0



ANSWER CHOICES	RESPONSES	
American Counseling Association (ACA)	0.00%	0
American School Counselor Association (ASCA)	83.33%	5
Other (please specify)	33.33%	2
Total Respondents: 6		